

# A Good Yarn

**Knitters' Guild NSW**

**So much more than yarn  
The Australian Wool  
Store**

**Also:**

**Free pattern: Get ready for winter with the  
Trellis Beanie | Designer Bristol Ivy talks  
about her inspiration | Meet the Members  
And lots more...**



February 2026 Vol. 41 No.1

# In this issue...

## Index February 2026

### FEATURES

Free Pattern: The Trellis Hat	3
Designer Profile: Bristol Ivy	6
The Australian Wool Store: So much more than yarn	8


### REGULAR ITEMS


From the President	2
Guild information	9
Group reports	10
Meet the members	14
Retail Members	15



© Knitters Guild NSW 2026 - Designed and published by  
Burkill Media Design [www.burkill.com.au](http://www.burkill.com.au)

 Ravelry: [/groups/knitters-guild-nsw-inc](https://www.ravelry.com/groups/knitters-guild-nsw-inc)

 Instagram: [knittersguildnsw](https://www.instagram.com/knittersguildnsw)

 Facebook: [kgnsw](https://www.facebook.com/kgnsw)

# A word from the President

## Hi everyone

I hope that you had a good Christmas and New Year and I trust that you had time for lots of knitting, weather permitting. For anyone who is in a fire or flood affected area (or has been), I hope that all is as well as it can be for you.

By now, you will have seen the announcement of the 40th Anniversary Guild Luncheon. I look forward to seeing a number of you there for this opportunity to celebrate 40 years of Knitters' Guild NSW with us. Keep an eye on our monthly email newsletter, KGBytes, for further information.

Also, be aware that there will be celebrations held for each group. Please talk to the convenor of your group if you are not yet aware of planned activities and be sure to send us details and photos of your events to mark the anniversary.

Keep well and happy knitting/crocheting!

**Raewyn Tippett**  
President



**President** - Raewyn Tippett

**Secretary** - Pat McGregor

**Vice Presidents** - Hannah Smith & Margaret Harradine

**Treasurer** - Mary Carlos

**Committee Members** - Bryony Mika, Katherine Ireland, Peter Jobson, Marilyn Woodcock



**A Good Yarn**  
**Edition Deadlines:**

Next issue. The deadline for our  
May issue is 17 April



# The Trellis Beanie

With thanks to Guild member and designer Katherine Gardner, this pattern, inspired by the weatherboard architecture of the houses on Block Island in the US state of Rhode Island, has been made available to all Guild members.

## Sizes and measurements

XS (child), S (teen), M (women), L (men), to fit head circumference: 43 (48, 53, 48) cm

Circumference at lower edge: approx 16 (18, 20, 22) in, unstretched and unblocked. Height, lower edge to tip: approx. 41 (46, 51, 56) cm, unstretched and unblocked.

## Materials

**Yarn:** Approximately ¼ to ½ skein for each color of sockweight (fingering/sport) yarn as follows. Stashbusting, leftover sock-yarn opportunities abound!

**Main colour (MC):** Skinny Singles, from Hedgehog Fibres. Hand dyed in Ireland, 100% merino wool, (400 m / 100 g) in Typewriter

**Contrast colour (CC):** Tough Love Sock, from Sweet Georgia Yarns. Hand-dyed in Canada, 80% superwash merino wool, 20% nylon, 388 m (425 yards) / 115 g (4 oz) in Grape Jelly

**Needles:** Circular needles, 3 mm, 40-cm long, or size needed to achieve gauge

Four 3-mm dpns, or size needed to obtain gauge.

Magic Loop technique or circular needle circumference to fit stitches comfortably (note: dpns or Magic Loop technique can be used throughout instead of circular needle, if desired)

### Tools

Stitch markers: One to mark the BOR, and one for each chart pattern repeat which is 18 stitches wide repeated 7 (8, 9, 10) times depending on size (XS, S, M, L).

Post-it notes (or similar) to follow pattern line in colour charts.

Yarn needle for weaving in ends.

Bowl or balloon (inflated to desired size) to block hat after washing.

Wool wash

Scissors

## Gauge

In rib (K1, P1 two colour): 28 sts and 32 rows or rnds = 10cm square (unblocked) using 3-mm needles, or size needed to achieve gauge.

In two-colour SS chart pattern A or B, 32 sts and 36 rows or rounds = 10cm square (unblocked), using 3mm needles, or size needed to achieve gauge. To save time, take time to check your gauge.

## Notes

1. Hat is worked in the round following the colour charts (Trellis Chart A and Trellis

Chart B) after the initial 2-colour, K1-P1 rib. Read all rnds from right to left beginning with rnd 1 at the bottom right-hand side of the chart.

2. Magic loop method can be used to knit the entire hat and facilitate the changes in stitch count. Alternatively, use a circular needle that fits the stitch count and switch to dpns when decreasing to the crown.

3. Techniques required: knitting in the round, decreasing, stranded colour-work.

4. When following the charts, be careful not to make the floats of yarn carried along the back of the work too tight when they are picked up again and knitted. Floats that are too tight will prevent your work from being properly blocked and may pull and distort the pattern effect. Check your tension regularly to ensure that you are leaving long-enough floats at the back and that your knitting is not being pulled in tightly!

## Instructions

### Ribbing

Using the Corrugated Rib Cast-on\* (see link on page 8 for instructions) CO 126 (144, 162, 180) sts. (Add 1 extra st for joining in the round if desired).

Place stitch marker for the beginning of the round. You will note that one colour is at the bottom of the stitch forming the edge and the other is the loop.

Once the stitches have been cast on and joined in the round, begin K1 (MC), P1 (CC).

\*\*Continue corrugated rib alternating colours for 12 rows (approx. 2.5 - 4cm (unblocked)).

After rib is completed, you have the option to change to a slightly larger needle if you prefer more ease in your beanie

### Main section of hat

Follow rows 1 through 18 of Trellis Chart A beginning with rnd 1 and working each rnd right to left. Repeat this pattern 7 (8, 9, 10) times, placing a stitch marker at the end of each of the 18-stitch repeats to make sure that the pattern is correct.

After Trellis Chart A is completed, knit two rows in SS using MC.

Note: You have an opportunity here to make your beanie taller than the pattern measurements. If you would like to add some length, you can insert as many rnds in SS using MC as you desire before beginning Chart B.

Begin Trellis Chart B and follow in the same manner as Trellis Chart A.

The beanie should measure approximately 14cm from the cast on edge to the end of Trellis Chart B (unblocked), unless you chose to insert more MC rnds of stocking stitch between Charts A and B.

### Crown of hat

After Trellis Chart B has been completed, it is time to switch to an alternating stripe pattern and begin decreasing just before the stitch markers.

Keeping the stitch markers in place (every 18 stitches) knit in alternating colours (K1 in MC, K1 in CC) until 2 sts before the marker, and then K2tog. Repeat this decrease 6 (7, 8, 9) times across the row. 7 (8, 9, 10) stitches decreased. Continue repeating this decrease (K to within 2 sts of marker, then K2tog), keeping the alternating striping of the colours consistent with the row below, so far as possible.

Alternate the working yarn colour for each K2tog between rows. This will create an effect where the decreases follow a spiral up to the centre of the crown at the top of the beanie, appearing in alternating colours (see photo).

## Finishing

When you have only 7(8, 9, 10) stitches remaining, take a tapestry needle, cut both yarns with a good length, thread the needle through the remaining stitches and secure tightly. Sew and weave in ends.

This is a good time to attach a pom-pom, if desired, using these threads to secure it.

Using the yarn needle, weave in all ends on the reverse side in at least two directions before trimming. Ensure that the woven stitches do not go through to the right side.

I prefer to wet block the hat as it allows the yarn to “bloom” and lets the stitches in the two different coloured yarns “rub shoulders” together to form a fabric. It also allows for the desired size to be achieved and the stitches to be evenly stretched out to give a smooth and well finished appearance.

You can make a pompom using left over yarn, in one or both colours. Alternatively, create an icord bind-off cord or a tassel using your preferred method. I have used a fake-fur pompom purchased from a yarn store but you can make your own if you prefer, or just leave it plain!

## Stitch patterns and techniques

### Corrugated Rib (2-colour) Cast-on

1. Take both tails of yarn in your right hand and wrap one colour around your left thumb forming a loop with yarn crossing over itself, and wrap the other color around your forefinger as if to do a long tail cast on.

2. Secure both threads under tension with the three remaining fingers on your left hand.

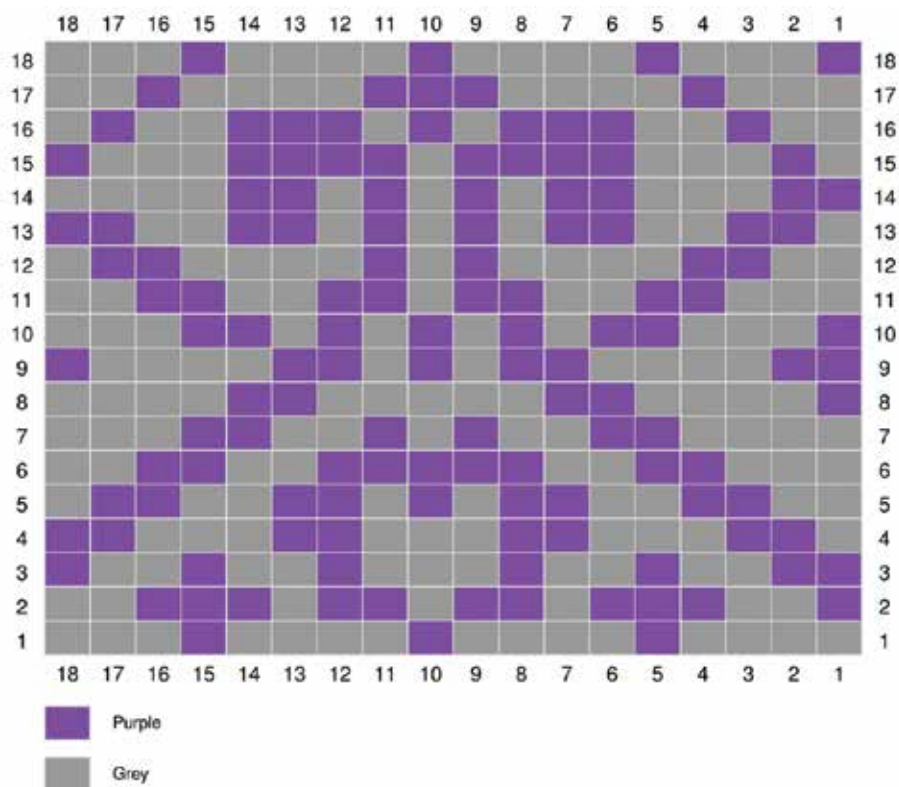
3. Hold a needle in your right hand and dip the tip of the needle underneath the left loop, up inside that loop, over the right loop, and then bring that yarn

back through the left loop and onto your right needle. You have made one stitch.

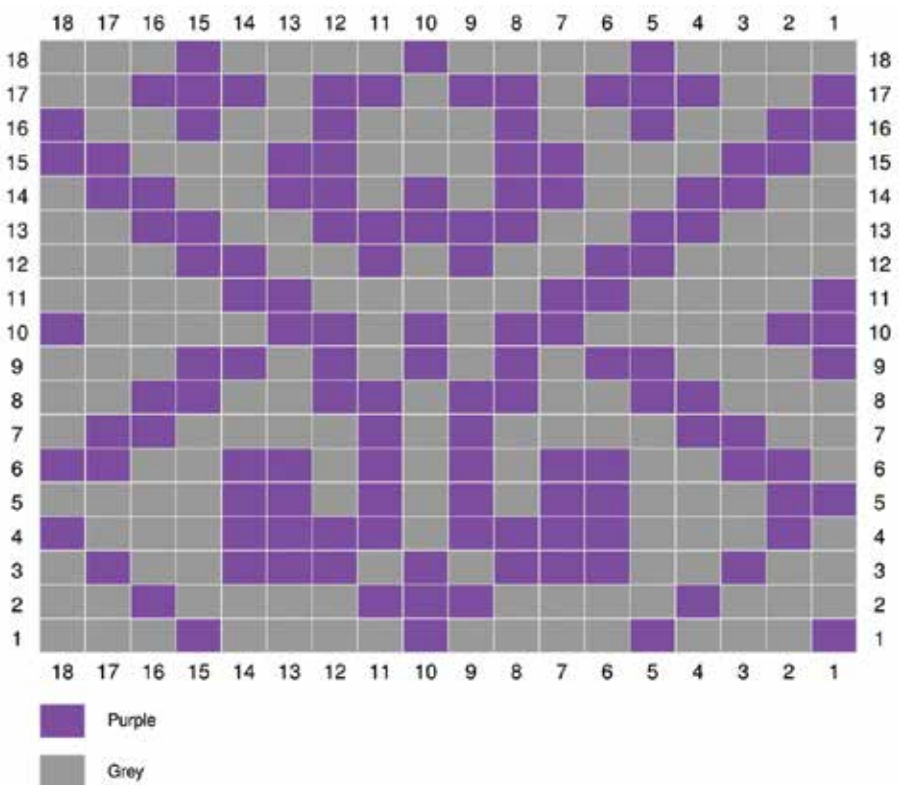
Repeat this step to get your required number of stitches.

View a video tutorial of the corrugated rib stitch at this link. (<https://vimeo.com/363140009>)

Copyright @ (2025) Katherine Emma Gardner - All rights reserved. For personal use only and not to be reproduced or used for teaching or commercial purposes without prior permission.



Trellis Chart A



Trellis Chart B



Katherine wearing her Trellis Beanie



## Designer Profile: Exploring the 'what if?' of knitting

### **Robynn Ross spoke with honorary Guild member Bristol Ivy about her inspiration and approach to design**

Bristol Ivy is a knitting designer and teacher from Bangor, Maine in the US. She is also an honorary member of the NSW Knitters Guild since her Newcastle visit and classes in 2019, where she shared her design processes and the specialisations of both the technical and creativity hows and whys of knitting. Understanding what is happening with the knitted fabric and how to manipulate that fabric to get it to do what she wants is the process she enjoys.

Coming from a creative background and having a mum who encouraged her in beading, collage and embroidery (to name a few crafts in which she indulged), Bristol was always making and surrounded by artistic supplies. In college, however, she studied anthropology, literature and linguistics and started really getting into knitting in her late teens when she went away to study. This love of the craft became important when she travelled to New Zealand for ten months to work on sheep and fibre farms in 2009. It was during this time that she began to design her first patterns and on her return to the states, decided to pursue a career in fibre arts. She has been lucky enough to make it work for 16 years!

### **Knitting for calm**

To make her sit still as a child, Bristol's mum taught her to knit when she was six. The constant movement part hasn't changed at all, as she often uses knitting as a way to calm her brain so she can focus on other things. The very first thing she completed was a neon variegated garter stitch

headband which she wishes she still owned, even though it represents the polar opposite to what she does these days.

Her favourite design is always the one she is currently working on, but she finds herself constantly reaching for her Sattler sweater, her Crombie vest pattern and her Skybound pullover. It is the combination of knitted details and wearable silhouettes that make her want to wear them often.

Bristol is motivated by the 'what if' inherent in knitting. Knitting is logic and maths you can hold in your hands, which means that each action has a consequence that can be explored. From this, there are



certain patterns and underlying structural laws that reach across all parts of this art form, and her love of exploring those and seeing what they can do is obvious. For example, one of Bristol's favorite things is to explore what happens if you increase at a certain rate over a certain number of rows. It's predictable! It does the same thing every time. But what happens if we change where it sits in the fabric? Just that iterating can be endless and leads to so much interesting shaping within the knitted fabric. This keeps her on her toes and eager to explore more shaping possibilities.

### **A different perspective**

Knitters are drawn to Bristol's work because they seem to like the fact that she looks at things differently. If there's an opportunity for her to expand what we think knitting can be, she is willing to take it. At the same time however, she tries to do so in a way that's still wearable and consciously made, so that the finished piece lasts a long time in your wardrobe.

The way Bristol designs is to work from ideas first, followed by materials. This can translate to admitting that she has a lot of yarn, but nothing just perfect for the project in mind. (We in the KG hear you.) Quite often Bristol works towards a balance of stitch pattern and construction. If she is doing something unusual with construction, she will keep the stitch patterns relatively simple. If she is designing a simple shape, she will let her head go and play more with the stitch pattern. It's a good lesson in balance with the aim of not driving either herself or her tech editor crazy.

Knitting design and coming up with original patterns for her audience is definitely a solitary activity. Bristol is fortunate to have a brilliant group of friends within the knitting industry who she can brainstorm with and trust. These woolly friends help her think about things differently and also serve up regular reality checks! Each person within this peer group of knitters and mentors is a completely different designer and type of thinker, so their input keeps her on her toes and moving forward. One of Bristol's favourite people is her tech editor, because when she texts her nerdy knitting math stuff, she's equally excited about the new ideas.

### **Tangible creativity**

Maine is the northernmost rural state on the east coast of the US, having gorgeous endless wilderness and ocean shores. Even though Bristol currently resides in the city, the awareness of being surrounded by such a stunning environment on a daily basis is invigorating. Maine is also extremely arty and artisanal—a lot of residents there find joy in working with their hands, such as potters, fibre artists, woodworkers and makers of all kinds. The sense of creativity there is almost tangible. Bristol also loves the fact that there are so many sheep farms in her home state.

People can find Bristol at @bristolivy on Instagram, Bristol Ivy Designs on Facebook, or on her website at [bristolivy.com](http://bristolivy.com). You can also sign up for her newsletter there, which is a great way to learn about upcoming classes and new patterns.



# So much more than yarn

**Kathryn Trippett is not only the talent behind The Australian Yarn Store's beautiful yarns she is also the driving force behind a thriving tour business that takes knitting, crochet and craft enthusiasts around the world.**

Ten years ago, Kathryn Trippet was at a crossroads. After spending 20 years raising her three sons she decided to take a leap of faith and do something for herself. Her love of fibre crafts was what sparked the idea of a yarn store, but initially it wasn't knitting that drove her.

"I've always loved anything to do with making things with my hands,"



*Kathryn's hand-dyed yarns are a big part of her business*



she says. "My earliest memories are sewing and embroidery. Knitting wasn't my go-to but I loved to embroider with wool and I love to spin." It was these passions that combined when she started her business.

### **Small beginnings**

Kathryn's association with the Knitters Guild played a part in the growth of her business from the very beginning.

"I began by dyeing fibre for spinning fibre and then started dyeing yarn for knitting and crochet. I shared some of the yarn I'd dyed with Knitters Guild members at the Blue Mountains group I attended and they loved it," she says

With this encouragement, Kathryn continued to develop her products.

"I initially thought the hand dyeing would be secondary to my own-brand yarn that I have produced for me, but it's turned around," she says. "My own-brand range of yarns are very popular but it's the hand dyed yarn that has

become the main attraction."

For Kathryn, the drive to keep working and developing new colours is extremely strong.

One of the challenges of the business for Kathryn is finding a way not to work too hard. "The studio is here at home and if I didn't have to see my family I'd probably never leave it. I often work until midnight because I love it so much," she says.

For Kathryn, one of the best parts of her work are the other people in her business. "My coworkers are amazing ladies who are great to work with. Young Gabby is my daughter-in-law's youngest sister and I also have Jo, from the Blue Mountains Guild Group. They're amazing to work with but some of the most fun we have is sitting at lunch and talking about travel," she says.

Travel has become an important part of Kathryn's business, and she loves combining her passion for creating with her love of travel.

## Japan, Europe and beyond

Kathryn's crafty travel tours grew from a desire to spend time with far-flung friends but has since grown into something much bigger.

"I have a very close friend in Sydney and another in Japan and we never got to see each other. My Sydney friend is a travel agent so we decided to organise a craft tour to Japan so we could all spend time together," she explains.

"That was eight years ago and since then I've done 16 trips to Japan and taken 10 groups there. The craft side of things there, the supplies ... they blow your mind. I have a long list of stores in Japan, and we take our groups there."

As well as her Japanese trips Kathryn has for the first time put together a Northern Europe craft tour which will take place in September and October 2026.

"It's a big trip," she says. "It starts in Amsterdam and from there we're off to Denmark, Sweden then to the Shetland Islands for Shetland Wool Week. We finish in Iceland and from there we return home." It's a full month of travel and for those interested the details can be found on the Australian Wool Store's website.

For those who prefer to travel closer to home, Kathryn is also organising a makers retreat to Bendigo in July, to coincide with the Bendigo Sheep and Wool Show.

The idea was born from a trip Kathryn made in 2025 to New Zealand for the popular Knit August Nights retreat. "I was there last year, vending, teaching and as a student

and I was talking to the organiser about doing something similar in Australia. That's how the Bendigo retreat was born," she says.

## Making time for craft

Despite working around yarn all day Kathryn still enjoys knitting.

"I still love it, and never go a day without knitting," she says. Kathryn loves starting new things and since she needs to see how the yarns she dyes knit up there's always a reason to cast on something new.

"My knitting sits on the lounge and nobody else is allowed to sit there!" she says. "Right now I'm working on a bias knitted blanket. It's an easy pattern that I can work on without needing to concentrate and it really helps me relax."

Knitting isn't her only craft. Kathryn also loves to sew, embroider, draw and paint and has recently begun making hand-painted project bags to add to her range.

Visit [theaustralianwoolstore.com](http://theaustralianwoolstore.com) to see Kathryn's yarns, accessories and learn more about the tours she organises for craft lovers of all kinds.



*Kathryn's enjoyment of embroidering with wool was one of her inspirations*

## Guild Information

Executive Committee Meetings are held online (via Zoom) on the 3rd Thursday of each month from 7.30pm. Any member is welcome to attend. Please contact the Secretary to obtain the Zoom link, [secretary@knittersguildnsw.org.au](mailto:secretary@knittersguildnsw.org.au)

## Executive Committee

### President

Raewyn Tippett (Virtual)  
[president@knittersguildnsw.org.au](mailto:president@knittersguildnsw.org.au)  
0402 559 236

### Vice-Presidents

Margaret Harradine (Inner City)  
Hannah Smith (Inner City)

### Secretary

Patricia McGregor (Pittwater)  
[secretary@knittersguildnsw.org.au](mailto:secretary@knittersguildnsw.org.au)

### Treasurer

Mary Carlos (Woy Woy)  
[treasurer@knittersguildnsw.org.au](mailto:treasurer@knittersguildnsw.org.au)

### Committee Members

Katherine Ireland (Inner City)  
Marilyn Woodcock (Virtual)  
Peter Jobson (Southern Highlands)  
Bryony Mika (Inner City)

## Sub-Committees

**Guild Collection:** Merrin Marks (Mid-North Coast) [curator@knittersguildnsw.org.au](mailto:curator@knittersguildnsw.org.au)

### Information Management & Membership

[membership@knittersguildnsw.org.au](mailto:membership@knittersguildnsw.org.au)

### Charity:

Robynn-El Ross (Southern Highlands)  
[charity@knittersguildnsw.org.au](mailto:charity@knittersguildnsw.org.au)

### A Good Yarn Editor:

Marg Rafferty (Inner City)  
[editor@knittersguildnsw.org.au](mailto:editor@knittersguildnsw.org.au)

### Publicity Officer:

[publicity@knittersguildnsw.org.au](mailto:publicity@knittersguildnsw.org.au)

**Website:** Stella Fava (West Ryde)  
[web@knittersguildnsw.org.au](mailto:web@knittersguildnsw.org.au)

**Workshop Convenor:** Sally Ogilvie (Woy Woy)  
[workshops@knittersguildnsw.org.au](mailto:workshops@knittersguildnsw.org.au)

### Public Officer

Stella Pearce (Capital Region)  
[Officer@knittersguildnsw.org.au](mailto:Officer@knittersguildnsw.org.au)

## Contact

Guild Phone: 0437 239 391  
PO Box 460, EPPING NSW 2121  
[www.knittersguildnsw.org.au](http://www.knittersguildnsw.org.au)

# GROUP REPORTS

## News from around the Guild

### Blacktown

In November the Blacktown Group had their AGM and our position holders were confirmed to be Caroline Craig (Convenor), Anne Brook (Treasurer) and Lyn Packer (Secretary).

Our December was spent knitting and nattering with our annual Christmas competition. The winner of the competition was Carol with her wonderful 3D Christmas tree, second place went to Lyn's colourwork stocking, and third place to baubles made by Gerri. We have a lovely group photo of our members outside our meeting place.



*Blacktown: Carol's winning Christmas competition entry*

In January we braved the 43 degree heat to have a chill knit and natter with good friends and good food in the lovely air conditioned Showground Dining Room.

**Jacinta Wood**

### Blue Mountains

In November, we held our Annual General Meeting (AGM). During the

meeting, Elizabeth was re-elected as Convenor, while Jan retained her position as Secretary. Emma was newly elected to the role of Treasurer. On behalf of all members, Claire extended a vote of thanks to the committee, acknowledging their hard work over the past year.

We were delighted to welcome Marianne from Jokomamo Textiles to our meeting. Members thoroughly enjoyed browsing and purchasing from Marianne's impressive range of hand-dyed yarns, which included Merino, Silk, and Cashmere. Her collection of project bags also proved very popular.

Our end of year celebrations were a highlight for many. Members gathered for a festive High-Tea style Christmas lunch, and we also enjoyed a Secret Santa swap, bringing lots of smiles and surprises. To top it all off, we hosted a 'One Skein Challenge' sparking creativity and showcasing the talents within our group.



*Blue Mountains: The One-Skein Challenge sparked creativity*

We are very much looking forward to another successful year in 2026.

**Jan Marshall, Secretary**

### Capital region

We've had another busy few months in the capital region group. At our October meeting we had an introduction to Entrelac. We also hosted a day of workshops for our members and other local knitters. Robynn Ross taught us her knitting tips and tricks, and Abbeymade gave us an introduction to Tunisian Crochet. It was an enjoyable day and we are grateful to Robynn and

Abbey for coming to Canberra for the weekend and sharing their expertise.

Our new committee was elected at our November meeting followed by social knitting for the remainder of the meeting. We celebrated Christmas at our December meeting by checking in on our 2025 goals, playing knitting themed games and sharing afternoon tea.

**Lauren Clancy, Convenor**

### Clarence Valley

*No report received*

### Epping crochet

*No report received*

### Epping

The volume of charity knitting completed by this dedicated group increases. As at 3 November, 351 items were donated, and at our 1 December Christmas celebration event even more items were added.

Shown in the photos are our Christmas specific charity items ready for delivery to Westmead Children's hospital. A special thank you to Maria Stagnos and Tricia Southwell who deal with all the charity items, and, of course, to those who donate.

A new seating arrangement was implemented as a result of our increasing numbers. This continues to work well. A decision has been made to not have a formal monthly meeting each month, as we need more time to knit and natter.



*Epping: Christmas charity items for donation to Westmead Children's hospital*

During our last 2025 meeting in November a number of ideas for workshops were put forward for 2026, with Tunisian crochet, entrelac knitting and mobius knitting being suggested. A preliminary planning session was held in November for those interested in how to adjust vintage patterns. We look forward to a busy 2026.

**Shirley Gregory, Publicity**

## Goulburn

Another wonderful three-months have passed with more new patterns and techniques, last minute progress on long forgotten projects, and company among friends.

Our tutorials over the past few months have spanned embroidery on knitting and tricky but satisfying Fair Isle knitting. Many members have enjoyed taking a crack at the wonderful activities or watching and listening as friends successfully take up the challenge.

Our AGM and group's birthday was a wonderful day with food and snacks. With many new faces becoming familiar at our meetings, our Christmas meeting was a joy with small presents exchanged.

The Group's talented members continue to share their creative endeavours during Show and Tell. Recently Rhyanon showed off her amazing, crocheted dragon and Wilhelmina shared her crocheted Christmas angels.

**Christina Wall, Publicity Officer**



*Goulburn: Rhyanon's amazing crocheted dragon*



*Goulburn: Wilhelmina's Christmas angels*

## Inner City

In 2025, the Inner City Group was busy making Izzy Dolls for Charity, specifically children at Randwick Children's Hospital. We had a workshop on Intarsia Knitting that was very popular and well attended. Our Group continued to grow its membership and our regular attendees are approximately 30 + per meeting. Our convenor, Bryony was re-elected at the November AGM, as was our Treasurer Liz Stevens and Secretary Katherine Ireland.

Plans for 2026 include organising an exhibition to celebrate the Guild's 40th

Anniversary showcasing our group's skills and achievements. We are currently looking for venues. The Group is participating in completing the Patty Lyons' workbook that accompanies the Patty Lyons' Bag of Tricks Knitting handbook. We are fortunate to have some very talented and experienced knitters and crocheters in our group who are generously offering to share their skills with us!

At our December meeting, Louise Douglas-Major showed off her Snowy Day Blanket by Jenise Hope.

**Katherine Ireland, Secretary**



*Inner City: Louise shared her Snowy Day blanket*

## Inner West

Our members continue to inspire and share their knowledge and skills with each other and visitors. In October Colleen, who is very skilled in crochet, offered to share and instruct us on how to read a crochet pattern and practice the techniques. Members had the opportunity to create samples, talk and laugh along while being thankful for Colleen's passion during this workshop.

In November, we had an inspiring visit by Emily Hassel and team from the Aboriginal Women & Children's Crisis Service, our charity of choice for 2026. Their presentation was very impressive and my words do not do justice to how engaged, humble and connected these women are to the work they do for families having to escape domestic violence. Along with their welfare work involving clothes and toys, is the facilitation of an Art Therapy group with Aboriginal Elders at Wyanga.

We also had our AGM in November, with Helen returned for another year as convenor and joined by new member Aleze Abbasi as co convenor. Many thanks to you both for taking on this task.

This past year much assistance has been provided behind the scenes by



*Inner West: Carol was gifted The Golden Needles in recognition of her support*

Carol and during our recent December meeting, she was gifted the "The Golden Needles" in recognition for this support.

We look forward to another fabulous, creative year of knitting and crocheting in 2026 building connections and friendships.

**Cheryl Dolan, Secretary**

## Katoomba

2025 was a productive year of making scarfs, shawls, fingerless mittens, Christmas decorations and children's toys both knitted and crocheted. Our charity was Ronald McDonald House, for Riley.

We look forward to a year ahead with many workshops planned.

**Ronah Tuite, Convenor**

## Macarthur

At the end of the year, Alex Vainauskus and Delia Sidler, headed into the Chris O'Brien Lifehouse Centre at Camperdown. They dropped off the 65 beanies that our group had knitted and crocheted. We had quite the array of items to donate, from traditional beanies styles to more detailed and 'fancy' hats: our members have certainly been busy and creative.

The Macarthur group has decided to continue donating beanies and hats to the centre in memory of one of our members, Julie Hogan, who was a patient of the centre before passing away. Julie was also a highly valued committee member of the Guild.

**Alison Wootten, Publicity Officer**



Macarthur: Some of the beanies created by the group



Macarthur: Alex Vainauskus and Delia Sidler dropping off the donations

## Maitland

The Maitland Group have been participating in a quick knit-along of cowls using transitional yarn. Many projects have been completed with great satisfaction at the completion of a quick project.

In addition to the short projects, some members have been working on larger projects and are happy to show them off, even when they are still attached to the needles. In 2026, we will continue our knit-alongs, once we have worked out the theme.



Maitland: Margaret showed off her completed cowl

In March, some of our members will be travelling by train to Canberra to attend the Australian Yarn Show. We have been pleased to hear that other members also intend to join us, not only on the train but at a Knit Night at the Realm Hotel on the evening of Saturday 7 March.

**Cynthia Mulholland, Treasurer**

## Mid north coast

No report received.

## Mudgee

Our group enjoyed a very gentle wind-down towards the end of the year.

In November, one of our members, Barbara, led us through the steps for knitting a top-down beanie. Working a magic ring, then knitting with five double pointed needles tested our dexterity at first, but after working the stitch increases, we found our rhythm and were pleased with our final products.

Our December meeting doubled as our Christmas function. With no formal workshop planned, we enjoyed an afternoon of sharing knitting projects, afternoon tea, good company, and ideas for the New Year.

**Sally Colley, Publicity Officer**

## Newcastle

On Saturday, 29th November 2025 the Newcastle Saturday group held their Christmas party. Many thanks to Helene for providing the fun trivia and Vivien, the Saturday co-ordinator, for organising a convivial time for all members.

The Wednesday group celebrated the end of the year in December with a scavenger hunt organised by Melissa; this was quite a challenge as we were not allowed to leave our seats. Participants were very enthusiastic. A big thank you to Melissa.



Newcastle: Pastures new, the group said farewell to David Bowyer, an inspiring and courageous knitter

In January 2026 we said farewell to our longtime member, David Bowyer, as he and his wife leave Newcastle for adventures in new pastures. We will miss his colourful Fair Isle jumpers, scarves and his wonderful socks. He has been an inspiring and courageous knitter, always willing to have a go at any new technique.

**Kate Zimmerman, Convenor**

## Northern Tablelands

During 2025 we welcomed many new faces to the Northern Tablelands group, some absolute beginners and some seasoned knitters or crochetists, all keen to learn or share.

We held several well attended "how to" sessions. The plan is to keep this up during 2026 with several requests for Fixing Mistakes (cue Patty Lyons) and brioché knitting also being high on the list. Tips and Tricks with Amigurumi sounds promising. After an initial bout of hair pulling and teeth gnashing from some of us who find pattern reading a challenge, our group project for the Armidale Show in early March is well under way.

The Committee for 2026 is Ingrid Chaku as Convenor, Tracy Everett as Secretary and Eileen Mitchell as Treasurer.

**Tracy Everett, Group Secretary**



Northern Tablelands: Our 2025 works in progress

## Pittwater

In 2025 the Pittwater Knitters' Guild membership went from 37 members to 76 members and the meetings have been well attended in the last three months. The most recent charity knitting and crochet endeavours produced eight lap blankets to help brighten the rooms of patients in the palliative care ward of the Northern Beaches Hospital. Other members kindly knitted premmie hats and beanies for Mission Australia.

Nine of our members knitted two different Stephen West shawls: six took part in the 2025 Stephen West Mystery MusiKAL and three members knitted

the Stephen West Icelandscape Shawl.

Our Christmas Party was a lovely gathering of 39 members at the Pittwater RSL. The committee arranged for all members to receive Christmas presents which included a mug, Christmas themed shortbreads made by Patty, and Christmas themed stitch markers. The quiz was an enjoyable challenge.

**Gill Ashley, Secretary**



*Pittwater: Stephen West shawls were made by nine members*

## Southern

The end of the year was all about preparations for Christmas and other important celebrations. In October we had a workshop on a very simple, but effective knitted bell pattern - good for adorning wreaths, garlands, door knobs or to hang on a gifted bottle of wine. November was our AGM and an opportunity to make some progress on last minute gifts. In December we brought along the Christmas cheer with a special morning tea and show and tell, with two Stephen West Shawls off the needles. We also were very excited to congratulate Sonia, not only on her wedding in November, but the very speedy completion of her beautiful lace veil for the big day.

**Gemma Lawrence**



*Southern: Sonia's beautiful wedding shawl*

## Southern Highlands

Socks were on the agenda, beautifully knitted by members of our group. These examples were both fun to make and wear.

One of our much loved and long time members, Chris, has relocated to be with family. Their gain is definitely our loss, and we will miss her gentle generosity, guidance and beautiful knitting.

Debra, who joined our group about 18 months ago with very little knowledge about knitting, has just completed Stage 1 Knitting Certificate Basic Technique's and passed with flying colours. Well done Deb, go girl, go!

**Kate Mitchell, Coordinator**

## South Grafton

Group members enjoyed a Christmas card making workshop, taught by member Joan Eggins, for our last meeting of the year.

The attending members made some lovely cards. How special to be able to give your loved ones a handmade card along with a hand knitted or crocheted Christmas gift.

**Nancy Small, Publicity Officer**

## The Entrance

The New Year is upon us with all its possibilities. New yarn to buy, projects to complete and begin, and challenges to conquer. This time of year, we can reflect on what has happened in the last few months. The Entrance Group celebrated Christmas, we had our AGM and have made plans for the coming year. Congratulations to Sue Page and Robyn Leech as our new convenors.

Our Facebook page has expanded to include Instagram, with our new social media coordinator, Sue Allen, at the helm. Angela Seddon from Set on Sewing in Toukley joined us for our November meeting; our members were more than excited to squish, touch and take home their new treasures, a promise of projects to come.

Our Christmas meeting was celebrated with a range of delicious treats; we had a knitting trivia quiz, lots of guessing competitions and prizes. To add to the celebration a destash table was set up and unwanted yarn found a new home. In true Christmas spirit, our group donated toys and gifts to our local charity We Care Connect. Two car loads of new toys were delivered and will contribute towards a happy Christmas to the families on the coast in need. Thank you to all our members for their generous support.

**Prue Smee, Convenor**



*The Entrance: Our group donated toys and gifts to local charity*

## Turramurra Crochet

The last few months seemed to fly by but our members and visitors were as busy as ever crocheting beautiful creations. Janelle has brought several shawls and scarflets to show us, all Stephen West designs, and Di S is equally as productive with her gorgeous patterned socks and Noro shawls. Cathy always surprises us by bringing new books full of crochet patterns and new brands of crochet hooks to try.

We had an entertaining meeting when Di S brought us an antique crocheted tablecloth and embroidered tea towels from her mother's Glory Box. She also showed us her portfolios of crocheted sample pieces that she completed for a Design course long ago. These brought back memories for all of us.

I think we all have boxes or cupboards spilling out with yarn ends, beautiful cotton and wool remnants that we just cannot throw out, and which we hope will come in useful one day. We were very impressed when Wendy made an amazing knee rug using myriad yarn ends.

Our December meeting showcased our collections of crocheted Christmas decorations – angels, trees, stars, Santas, elves and other cute creatures.



*Turramurra: Wendy's knee rug using yarn ends impressed us all.*

Patterns and polystyrene balls for these were also shared. Sharmini had also crocheted a table runner which looked very festive.

We meet on the first Wednesday of the month and look forward to seeing any visitors.

**A. Murphy, Secretary**

## Virtual

*No report received.*

## West Ryde

We had a good year in 2025, ending with our Christmas party which was a fun night.

As a group, there were some wonderful garments and other items knitted and crocheted over the year.

We are all looking forward to meeting up again for another great year in 2026.

**Jean Smith, Convenor**

## Wollongong

Our Wollongong group has had a great last quarter for 2025. In October we decided to do a Skimmer Socks KAL. It was so much fun. Some of us have finished a pair, some are onto their second pair, and some (me!) have half a sock.

In November we had our AGM and created a loose plan for 2026.

In December we had our final catch up for the year and some of us stayed back and had a long Christmas lunch.

**Iman Aziza, Interim Convenor**

## Woy Woy

At our October meeting, we showed off our FibreFest purchases (there were many) with members using the group's swift and ball winder to get ready to cast on something new.

November was AGM time, and we were pleased to have volunteers for all the roles. Mary Carlos stepped down as Secretary, having held a group role since the group's first meeting in August 2017. It was unanimously decided to award a Group Life Membership to Mary, the group's first, for her outstanding contribution to the group since its inception.

December was of course our Christmas Party, with an amazing array and variety of food and, by popular demand, our Annual Quiz. We were really pleased to see as well a number of our members volunteer to teach workshops for us in 2026.

**Sally Ogilvie, Convenor**

# Meet the Members

*Every member of the Guild has a story to tell about craft and what it means to them. To share your story, email [editor@knittersguildnsw.au](mailto:editor@knittersguildnsw.au) using the subject line "Meet the Member nomination."*

## Katherine Gardner

Katherine Gardner (Ireland) has been a member of the Guild for more than 20 years. She attended the Epping group between 2007 and 2010 and then joined the Inner City Group, where she has served as secretary since 2024. She also joined the Guild's executive committee in May 2025.

As well as volunteering her time in her Guild group and on the executive, Katherine is also an accomplished knitwear designer (you can see her design for the Trellis Beanie on page 6 and make it for yourself). She has completed the stages 1 and 2 Certificates for knitting and her expertise has been recognised with many show prizes, including Grand Show Champion and First prizes at the Castle Hill Show in 2010. She was also awarded a second and two thirds at the Sydney Royal Arts Show in 2024 and 2025.



*Katherine Gardner wearing the Spring Yoke sweater she recently designed*

Katherine's passion for learning and interest in developing her design skills led her to join the Block Island Knitwear Collective. This group, headed by renowned knit and crochet designer Deborah Newton, meets for annual workshops in Block Island in the USA state of Rhode Island in May of each year. This beautiful location has inspired a book of hat patterns, and the proceeds from its

sale are donated to Block Island's Nature Conservancy. The Trellis hat pattern she has shared in this issue is part of the book but if you'd like to see the whole collection the book is available from Amazon in print, or as a digital version on Ravelry. You can find Katherine on Ravelry, where her username is KatieKoo.

2026 promises to be another rewarding year for Katherine's design work. "I am seeking test knitters for my Spring Yoke Sweater that I have recently designed and knitted to fit myself. My goal is to learn how to grade and size this pattern to fit a range of sizes."

## Natasha Childers

Natasha Childers is a member of the Southern Group and first joined the Guild in 2015.



*Natasha Childers, whose YouTube channel has nearly 25,000 subscribers*

### How long have you been knitting?

I started knitting when I was eight, so 44 years. I can also crochet and have made many blankets but I can't read crochet patterns as well and I want to get better at it. I'm currently making my first crochet sweater, Tropez by Suzanne Müller.

### What's the biggest lesson you've learned in your crafting?

Understanding yarn, its fibre and construction, how it behaves and how that affects the finished item. I remember making a sweater that I really wanted to make but did it in 100% cotton which was not what the pattern called for. While I could get gauge, the finished garment didn't really turn out as I expected!

## Do you like to focus on one or two projects at a time or do you have more projects on the go than there are days in the week?

I always have a lot of works-in-progress, though I try not to have too many of the same types of projects. I have things for walking and knitting, something for watching TV, something for reading a book, something else for playground duty (I'm also a maths teacher), something complicated for when I want to focus. I also try to have different types of projects: a hat, a sock, a top, a sweater, etc. As well as knitting I also weave and so I try to keep something on the loom so I don't lose that skill.

## What are your favourite colours?

I love all shades of pink and also pastels.

## What would we see in your stash?

I do have a very large yarn stash and I'm comfortable with that. I like to think of it as my personal shop but I do still have to buy yarn for specific projects. Most of my stash is mostly a pattern and yarn matched up and it's only stash because I haven't got to it yet!

## Tell us about your YouTube channel

It's called Mostly Knitting and I started it during COVID because the yarn store I teach at, Skein Sisters, couldn't run classes anymore, so I created the channel with tutorials I was asked to do. I then forgot about it for a few years when I went back to teaching in the shop.

I've always enjoyed watching knitting podcasts so when a friend said I should do my own I decided to give it a go, and revived the channel with a weekly podcast in 2023. It started as a roundup of what I'd been knitting along with a small tutorial, or I'd share something that I learned. It's since grown so that I have nearly 25,000 subscribers from all over the world.

I've found it a really nice way to interact with people both online and in person, because I've met people through the channel. When I travelled to Europe recently I got to meet viewers in person who shared things about their city with me, so it's become an exchange rather than me just talking to an audience.

## What do you like about being a Guild member?

I'm just so grateful for this craft and the Guild and the way it brings people together. I love the YouTube channel but there's nothing like meeting with people in person. I love the Guild and the relationships that have developed, because I've made a lot of friends.

## Tell us about your teaching.

I've taught at Guild Gatherings and as well as teaching classes at Skein Sisters I also do classes through Biyani house in Revesby, where I teach knitting to women facing domestic violence and homelessness. I've done a few of those, just one every school holidays, and the women come and learn how to knit and then knit together. It's lovely to bring that joy, to see people excited when they learn new skills.

With YouTube I love how it lets me reach people who can't come to an in-person class. It's helping to empower people, and that's really special.

# Retail members

## Meet our new retail members

Recently, the Guild welcomed these new retail members.

Fabric Garden was launched online in 2012, and as well as selling modern quilting fabrics, haberdashery, embroidery, wool, yarn it also delivers workshops. In 2021 Fabric Garden moved into premises in Neutral Bay, Sydney and in 2023 it expanded into the adjoining shop where a wide range of workshops for all ages are delivered. All stock and classes are available for purchase online and international shipping is available.

### Fabric Garden

Sue Miller

Phone: 0417 068 855

Level 2 Andrews House 15/185 Military Road Neutral Bay NSW 2089

Website: fabricgarden.com.au

**One Stitch Two Stitch** is a small business dedicated to bringing joy to fibre artists everywhere, specialising in handmade project bags, WIP cards, and a range of accessories perfect for knitters and crocheters. My products help keep projects organised and inspired making creative journeys just a little bit sweeter, one stitch at a time.

Website: [www.onestitchtwostitchco.etsy.com](http://www.onestitchtwostitchco.etsy.com)

Instagram: @onestitchtwostitchco

Email: [angieschroder.42@gmail.com](mailto:angieschroder.42@gmail.com)

## Retail members:

**With thanks to the following retailers whose membership helps to support the Guild.**

### 24 Mile Hollow Yarn Co

Kandos

W: [24molehollowyarnco.com.au](http://24molehollowyarnco.com.au)

E: [24molehollowyarnco@gmail.com](mailto:24molehollowyarnco@gmail.com)

### Adagio Mills

Hawkesbury

W: [adagiomills.com.au](http://adagiomills.com.au)

E: [info@adagiomills.com.au](mailto:info@adagiomills.com.au)

FB: [facebook.com/adagioalpacamills](https://facebook.com/adagioalpacamills)

Instagram: @adagiomills

### Adorkable Handmade

[adorkablehandmade@gmail.com](mailto:adorkablehandmade@gmail.com)

Instagram: @

[adorkablehandmade](https://www.instagram.com/adorkablehandmade)

### Australian Alpaca Yarn - Alpaca Ultimate

W: [australionalpacayarn.com.au](http://australionalpacayarn.com.au)

E: [sales@australionalpacayarn.com.au](mailto:sales@australionalpacayarn.com.au)

FB: [facebook.com/alpacaultimate/](https://facebook.com/alpacaultimate/)

### Avalon Fabrics and Craft

4/24 Avalon Parade

Avalon NSW 2107

P: 02 9918 2978

W: [avalonfabrics.com](http://avalonfabrics.com)

E: [info@avalonfabrics.com](mailto:info@avalonfabrics.com)

### Bendigo Woollen Mills

4 Lansell St

Bendigo VIC 3550

P: 03 5442 4600

W: [bendigowoollenmills.com.au](http://bendigowoollenmills.com.au)

E: [info@bendigowoollenmills.com.au](mailto:info@bendigowoollenmills.com.au)

### Blackwattle Yarn and Fibre

315 Patemans Lane

Murrumbateman NSW 2852

W: [blackwattleyarn.com.au](http://blackwattleyarn.com.au)

### Bumblebee Knits & Yarns

P: 03 5442 4600

W: [bumblebeeknits.com.au](http://bumblebeeknits.com.au)

E: [info@bumblebeeknits.com.au](mailto:info@bumblebeeknits.com.au)

Instagram: <https://www.instagram.com/bumblebeeknitsandyarns/>

[www.instagram.com/bumblebeeknitsandyarns/](https://www.instagram.com/bumblebeeknitsandyarns/)

### Castle Handmade

Shop 21 Springett's Arcade,

302 Bong Bong Street

Bowral NSW 2576

P: 0416 307 408

W: [castlehandmade.com.au](http://castlehandmade.com.au)

E: [info@castlehandmade.com.au](mailto:info@castlehandmade.com.au)

# Retail members

(Continued from previous page)



## Convent and Chapel Wool Shop

52 Louee Street  
Rylstone NSW 2849  
P: 0409 564 747  
W: conventandchapelwool.com

## Crafty Frog

107 Marconi Cres  
Kambah ACT 2902  
W: craftyfrog.com.au

## EleventyOne Windmills

Newcastle  
W: eleventyonewindmills.com.au  
Instagram: @111windmills

## Fibre Arts Shed

Central Coast  
P: 0422 160 506  
W: fibreartsshed.com.au

## Finzah Yarn Studio

5/15 Lake Ave Cringila NSW 2502  
P: 0466 903 734  
W: finzah.com

## glenheavenknits

W: etsy.com/au/shop/glenheavenknits  
E: glenheavenknits@gmail.com

## Glenora Weaving & Wool

Berry  
P: 0424 868 200  
W: glenoraweaving.com.au  
E: glenoraweaving@gmail.com  
Instagram: @glenoraweaving

## Great Ocean Road Woollen Mill

W: gorwm.com.au  
E: hello@gorwm.com.au

## Greta's @ Roseville

72 Pacific Highway  
Roseville NSW 2069  
W: gretasroseville.com.au

## Grumpy Ginger

145 Alison Road  
Wyong NSW 2259  
W: grumpyginger.com.au  
FB: facebook.com/Grumpy.Ginger.Yarn  
Instagram: @grumpy.ginger.yarn

## Hodgepodge Skeins

W: hodgepodgeskeins.com/shop  
E: kaz@hodgepodgeskeins.com

## Jokamamo Textiles

W: jokamamotextiles.com

## Kaalund Yarns

W: kaalundyarns.com.au

## Lucy Land

9150 Pacific Hwy  
Buladelah NSW 2423  
P: 0416 242 945  
W: lucyland.com.au  
FB: @LucyLandFarm

## Luxe Handweaving

Toronto  
P: 0417 399 353  
E: Linda.luxe.handweaving@gmail.com  
FB: facebook.com/luxe.handweaving

## Lyrebird Yarns

E: helen@lyrebirdyarns.com  
FB: facebook.com/lyrebirdyarns

## Maker Moran

W: makermoran.com.au  
E: makermoran@gmail.com  
Instagram @makermoran

## Marlyn Alpaca

Thornleigh  
P: 02 9481 0949  
W: marlynalpaca.com.au

## Obsession Yarns

W: obsessionyarns.com.au  
E: obsessionyarns@gmail.com

## Set on Sewing & Craft

Shop 2, Ron Alt Lane  
Toukley NSW 2263  
P: 02 4397 2373  
W: setonsewingandcraft.com.au

## Signatur Handknits

P: 0427 064 834  
W: sigknit.com  
E: jane@sigknit.com  
FB: facebook.com/SignaturHandknits  
IG: @Signaturhandknits

## Spinners' Cotton

P: 0439 408 159  
W: spinnerscotton.com.au

## Spunout Fibres

Hill End, NSW  
P: Ann: 0409 823 045  
E: spunoutfibres@gmail.com

## Stitchy Witches

W: stitchywitches.com.au

## Tarndwarncoort

Warncoort VIC 3243  
W: www.tarndie.com  
E: info@tarndie.com

## The Australian Wool Store

W: theaustralianwoolstore.com  
P: 0408 880 441

## The House of Wool

142 Leura Mall  
Leura NSW 2780  
W: thehouseofwool.com.au

## The Wool Inn

Shop 14, NK Centre  
450 High St  
Penrith NSW 2750  
P: 02 4732 2201  
W: the-wool-inn.com.au/shop

## This Lush Corner

Snowy Mountains, NSW  
W: thislushcorner.com

## Three Trees Fibre Craft

W: threetreesfibrecrafts.com.au  
FB: facebook.com/threetreesfibrecrafts  
Instagram: @Threetreesfibrecrafts

## Virginia Farm Wool Works

P: 0448 866 789  
W: virginiafarmwoolworks.com.au

## Waratah Fibres and Yarns

Bundanoon  
P: 02 4883 6138  
W: waratahfibres.com.au  
E: helen@waratahfibres.com.au

## Wool 2 Yarn

Mornington  
P: 0404 753 840  
W: wool2yarn.com.au

## Woolshed @ Manuka

Shop 2B, Manuka Court  
11-17 Bougainville St  
Manuka ACT 2603  
P: 02 6295 0061  
W: woolshed.com.au

## Yarniecopia

W: yarniecopia.com.au

## Yazzy's Yarn

W: yazzysyarn.com.au

## Yummy Yarn and Co

29 Talbragar Street  
Dubbo NSW 2830  
P: 0431 754 909  
W: yummyyarnandco.com.au

