

# A Good Yarn

**Knitters' Guild NSW**

**Feature:  
Gut  
Feelings**

**Group Reports  
Meet the Members  
Interviews and more...**



February 2025 Vol. 40 No.1

# In this issue...

## Index February 2025

### FEATURES

Gut Feelings	3
Designer Profile - Arunima Goel	8
Knitting, Crocheting, Cricket	19

### Patterns / Feature Stitch

Crochet Pattern	6
-----------------	---


### REGULAR ITEMS


From the President	2
Group reports	12
Guild information	11
Meet the members	10
Retail Members	19
Retail Profile	5



© Knitters Guild NSW 2025 - Designed and published by  
Burkill Media Design [www.burkill.com.au](http://www.burkill.com.au)

 Ravelry: [/groups/knitters-guild-nsw-inc](https://www.ravelry.com/groups/knitters-guild-nsw-inc)

 Instagram: [knittersguildnsw](https://www.instagram.com/knittersguildnsw)

 Facebook: [kgnsw](https://www.facebook.com/kgnsw)

# A word from the President

I hope you all had a wonderful Christmas, that your hand-made gifts were well-appreciated, and you have a very happy 2025.

As well as all the varied activities that take place in our groups across the state, the Guild has two big events happening this year: the Guild Cruise from 1–4 August, and FibreFest at Wyong Racecourse on Sunday 28 September. We're also planning a number of workshops in 2025, starting with a wonderful series of 6 classes with Ann Budd (for full details of this and all our events, do please read KGBytes every month). The Ann Budd workshops were organised within 3 days of receiving a request from a member (we aim to please!) so if there is a workshop or a tutor you'd particularly like, please let us know and we'll do our best to arrange it. Write to [workshops@knittersguildnsw.org.au](mailto:workshops@knittersguildnsw.org.au).

Please always bear in mind that the Guild is not a business, but a community organisation, run by the members, for the members – and there were over 1,000 of us at the end of 2024. If you can volunteer to help in any way, whether it be for an hour or so at an event, or by helping to organise the event – we'd love to hear from you. All requests will be found in KGBytes, or just contact the Guild Secretary.

We have the ideas, we have the enthusiasm ..... we just need more members helping to make them happen. We're counting on you!

**Sally Ogilvie**  
President



## Advertise in A Good Yarn

If you wish to place an ad in the magazine please  
contact:

[editor@knittersguildnsw.org.au](mailto:editor@knittersguildnsw.org.au)



### A Good Yarn

#### Edition Deadlines:

May 2025: 15 April

August 2025: 15 July

November 2025: 15 October

2025

# Gut Feelings

**“I’ve got a feeling, a feeling deep inside, oh yeah.”** (The Beatles Let it Be.)



**P**at Pillai, Rita Pearce, and Mary Hayman are artists who share a history of creating community artworks that promote connections between science and the everyday. Their latest project, Gut Feelings, will culminate in an exhibition at the Broadhurst Gallery, Hazelhurst Art Centre, from 15 August – 2 September, during Science Week 2025. The idea comes from their ongoing interest in making artworks that promote mental health and well-being, and they are seeking your help in achieving that goal.

New research about the complexity and wonders of the gut microbiome has recently captured the popular imagination. As experienced knitters and crochet practitioners, you especially have the skills to create textile microbes, gut cells, and intestinal villi. The artists will stitch these together to form scientifically informed but playful renditions of the gut microbiome, such as larger-than-life microbes, a woolly gut cross-section, and who knows, maybe a giant walk-in gut! This ambitious installation will require many, many crafted villi.




*(above) Crafters reading patterns and making contributions at Gut Feelings project launch in 2024.*



*(above) Professor Georgina Hold, UNSW Sydney, at the Gut Feelings launch, using a knitted villi to show how the microbiome and intestinal villi keep us healthy and well.*



*(above) Draft of a woolly gut cross-section underway at the launch.*



(above) Concept designs for a walk-in gut with hanging villi.

### What are Villi and How Do I Make One?

Intestinal villi are finger-like projections that line the inside of the small intestine. They increase the surface area of the gut and aid absorption of digested nutrients. Donated knitted villi will be joined with others to form a large-scale representation of a section of the human gut.

Use this link to access instructions on how to knit and crochet villi.

[https://inspiringnsw.org.au/wp-content/uploads/2024/08/Gut\\_Feelings\\_Villi\\_Knit\\_Crochet\\_illustrated\\_publish.pdf](https://inspiringnsw.org.au/wp-content/uploads/2024/08/Gut_Feelings_Villi_Knit_Crochet_illustrated_publish.pdf)



*Gut Feelings* also seek food items from more experienced yarners. Both healthy and unhealthy items can be crafted for our planned woolly banquet. Patterns for these are abundant in books, the internet, and on YouTube. So if you would like to make any, we would be delighted to receive them.



(Above) The project requires both Healthy and unhealthy food items. Many free patterns are available from libraries and online.

### How can you become involved?

*Gut Feelings* is the perfect opportunity for knitting and crochet buffs to use up any unwanted yarn whilst learning about connections between our gut and our brain. Over the warmer summer months making smaller items like the villi may suit. The knitting is simple and might be a great introduction to younger knitters to develop skills, with the added incentive to come to the exhibition and see their work installed in the final exhibition in August 2025.

You can drop off your own artworks or donated material at any time to the Hazelhurst Arts Centre Broadhurst Gallery desk (on the car park side of the gallery). Donations will become part of *Gut Feelings* artworks and will not be returned.

For all inquiries, please contact [neuralknitworks@gmail.com](mailto:neuralknitworks@gmail.com)

For more information about the project, please visit the Inspiring NSW website <https://inspiringnsw.org.au/2024/07/28/gut-feelings-community-art-project/>

All images are courtesy of the artists and Kess Media.





## Retail Profile: Hodgepodge Skeins

### Can you please tell us a bit about Hodgepodge Skeins?

Hodgepodge Skeins is a one-woman yarn dyeing studio located in the Blue Mountains. Every skein of yarn is small batch dyed in trays or pots from recipes developed and written by me. My yarn is colourfully speckled and variegated with some solids thrown in as well.

I started dyeing yarn as an interest and I enjoy creating colours. I talked about dyeing yarn for a while and finally purchased a pot, a stove top and some dyes and just started.

I loved it straight away. I could not knit quickly enough for what I was dyeing up. I gave it away to friends and family and the feedback was positive. Two friends assisted me in designing my label and website. This is the short version of how Hodgepodge was born; it grew organically out of a love for dyeing yarn and creating unique colourways.

### What are the fun parts of dyeing yarn?

The fun parts are getting lost in the dyeing process and creating new colourways. I love speckling and throwing new colours to see what will happen. There is nothing better than being in the zone in the studio, blasting out some music and watching the pans change colour.

The other joy is to see yarn I have dyed up, then knitted and crocheted into projects. It's such an amazing thing to see how people create and craft with my colourways. We are all so different and yarn is an expression of that individuality. The art of yarn constantly amazes me and never gets old.

### What are some of the benefits?

I have made a point of visiting and purchasing bare yarn from Australian

woollen mills to support local businesses. This means that my circle is small and personal. It's nice to have met new people and form relationships within the woollen world.

### What are some of the challenges?

One of the challenges I face is capturing my yarn visually. I am not a skilled photographer, and I simply cannot knit all of my colourways up as samples. Some of it is up to the imagination!

### Tell us a bit about yourself. Do you knit, crochet or both? Who taught you?

I am blessed to have been born into a family of creative women around me. My nan was a seamstress, my grandmother was a prolific knitter, and my mother sews tapestries. My grandmother and mother taught me to knit when I was very young; however, it did not take as an interest for me at the time.

About 7 years ago, I noticed a friend wearing a handmade snood, and I was fascinated. That week, I purchased wool and needles and YouTubed my way into knitting. I quickly became addicted to the process, moving on to shawls and later on, garments. I was besotted with hand-dyed yarn from the get go, art on yarn.

### Do you still enjoy knitting/crocheting even though you work around it all day?

I usually knit every day and carry knitting with me wherever I go. It never gets old for me. I love it. I knit year-round. I am constantly thinking of new patterns I would love to try, and I have cast-ons lined up.

### What are the benefits of being a retail member of the Guild?

I enjoy catching up with people and hearing about all of the yarny adventures happening around me. I love hearing how crafting impacts and connects people together, how it aids in life's challenges and can bring a sense of peace and calmness. It has an amazing ability to bridge any gap and reach people. I think there is room for everyone to be themselves; it's a great community.

### What project are you currently working on?

I currently have a few too many WIPS and it's definitely on my to-do list to finish a few in 2025. I have good intentions, but I am easily sidetracked as there are so many amazing new patterns coming out. The chances are high I will cast on another project before I finish any of my WIPS!

I am co-knitting socks with my mum. She knits the straight bits, and I knit all of the other bits. The socks bounce backwards and forwards a little bit but we do eventually have finished socks in our drawers and have been able to gift a lot this last year.

In my project bags right now are the Half and Half Triangles wrap by Purl Soho, the Throwover by Andrea Mowry, The Oslo Hat by Petiteknit, The Outline Tee by Jessie Maed Designs and Find Your Fade Shawl by Andrea Mowry.

### To contact Kaz:

[www.hodgepodgeskeins.com](http://www.hodgepodgeskeins.com)

[www.instagram.com/hodgepodgeskeins](http://www.instagram.com/hodgepodgeskeins)



## Crochet Pattern

# Wind Song

by DROPS Design

[www.garnstudio.com](http://www.garnstudio.com)



Crocheted top in DROPS Muskat. Piece is crocheted top down with round yoke and lace pattern. Size: S - XXXL  
DROPS 232-19  
DROPS design: Pattern r-793  
Yarn group B

**SIZE: S - M - L - XL - XXL - XXXL**

### **MATERIALS:**

DROPS MUSKAT from Garnstudio (belongs to yarn group B)  
400-450-500-550-600-650 g colour 18, white.

**CROCHET HOOK:** SIZE 4 mm.

### **CROCHET TENSION:**

18 treble crochets in width and 9 rows vertically = 10 x 10 cm.  
NOTE! Remember that hook size is only a suggestion. If you have too many stitches on 10 cm switch to larger hook. If you have too few stitches on 10 cm switch to smaller hook.

### **PATTERN:**

See diagrams A.1 and A.2. Diagram A.1 shows how round begins and ends.

### **CHAIN STITCHES:**

If you work at the end of crochet hook the chain stitch will often be too tight. 1 chain stitch should be just as long as 1 double crochet/treble crochet is wide.

### **INCREASE TIP:**

When increasing treble crochets evenly when working according to A.2, work 4 treble crochets around some chain spaces instead of 3.

### **START THE PIECE HERE**

#### **TOP:**

Work in the round top down.

#### **YOKE:**

Work 86-90-94-100-104-108 CHAIN STITCHES - read explanation above, on hook size 4 mm with DROPS Muskat and form 1 ring with 1 slip stitch in first chain stitch.

Work 3 chain stitches, then work 1 treble crochet in every chain stitch, finish with 1 slip stitch in 3rd chain stitch. = 86-90-94-100-104-108 treble crochets. Work 1 round with 1 treble crochet in every treble crochet and increase at the same time 28-30-32-32-34-36 treble crochet evenly = 114-120-126-132-138-144 treble crochets. REMEMBER THE CROCHET TENSION! Work A.1, then A.2 19-20-21-22-23-24 times in total on round. A.1 shows how round begins and ends, and is in addition to stitches in A.2.

Work A.1 and A.2, AT THE SAME TIME increase stitches every time 5th round in A.2 is worked. Work A.2 3-3-4-4-5-5 times in total vertically, and increase treble crochets evenly as follows - read INCREASE TIP:

1st time 5th round is worked:

Increase 36-36-36-42-36-42 treble crochets evenly, i.e. work 4 treble crochets around every chain space, but 2-4-6-2-10-6 times evenly on round work 3 treble crochets around chain space. There are now 150-156-162-174-174-186 treble crochets on round, and there is room for 25-26-27-29-29-31 repetitions of A.2 in width.

2nd time 5th round is worked:

Increase 36-48-36-42-36-42 treble crochets evenly, i.e. work 4 treble crochets around every chain space, but 14-4-18-16-22-20 times evenly on round work 3 treble crochets around chain space. There are now 186-204-198-216-210-228 treble crochets on round, and there is room for 31-34-33-36-35-38 repetitions of A.2 in width.

3rd time 5th round is worked:

Increase 42-48-36-42-42-48 treble crochets evenly, i.e. work 4 treble crochets around every chain space, but 20-20-

30-30-28-28 times evenly on round work 3 treble crochets around chain space. There are now 228-252-234-258-252-276 treble crochets on round, and there is room for 38-42-39-43-42-46 repetitions of A.2 in width.

**SIZE L-XL-XXL-XXXL:**

4th time 5th round is A.2 in worked: Increase 42-42-42-48 treble crochets evenly, i.e. work 4 treble crochets around every chain space, but 36-44-42-44 times evenly on round work 3 treble crochets around chain space. There are now 276-300-294-324 treble crochets on round, and there is room for 46-50-49-54 repetitions of A.2 in width.

**Size XXL-XXXL:**

5th time 5th round is A.2 in worked: Increase 42-48 treble crochets evenly, i.e. work 4 treble crochets around every chain space, but 56-60 times evenly on round work 3 treble crochets around chain space. There are now 336-372 treble crochets on round, and there is room for 56-62 repetitions of A.2 in width.

There are now 228-252-276-300-336-372 treble crochets on round.

Work A.1, then work A.2 38-42-46-50-56-62 times in total on round, finish after 3rd round. 3-3-4-5-5 whole repetitions have been worked vertically in total of A.2 + 3 round of A.2.

Work next round as follows - this is 4th round in A.2: Work 12-13-14-15-17-19 repetitions of A.2 in width, then work first treble crochet next repetition, work 8 chain stitches, skip 7-8-9-10-11-12 repetitions of A.2 (except for first and last treble crochet which belong to back piece/front piece), work 12-13-14-15-17-19 repetitions of A.2 (begin and end with 1 treble crochet), work 8 chain stitches, skip 7-8-9-10-11-12 repetitions of A.2 (except for first and last treble crochet which belong to back piece/front piece).

**BODY:**

Now work last round of A.2, in addition work 9 treble crochets around each of the chain spaces cast on under sleeves = 162-174-186-198-222-246 treble crochets. Continue in the round with A.1 and A.2 until piece measures approx. 8 cm. When 5th round in A.2 is worked, increase 6 treble crochets evenly, i.e. in 6 of the chain spaces work 4 treble crochets instead of 3 treble crochets = 168-180-192-204-228-252 treble crochets. Work A.1 and A.2, there is now room for 28-30-32-34-38-42 repetitions of A.2. Continue in the round with A.1 and A.2 until piece measures approx. 16 cm. When 5th round in A.2 is worked, increase 6 treble crochets evenly the same way as earlier = 174-186-198-210-234-258 treble crochets. Work A.1 and A.2, there is now room for 29-31-33-35-39-43 repetitions of A.2. Continue until piece measures approx. 23-25-21-23-20-22 cm from division, finish after 3rd round of A.2. Cut and fasten the yarn. Top measures approx. 48-50-52-54-56-58 cm from shoulder.

**SLEEVE:**

Begin round mid under sleeve as follows: Work 1 slip stitch in the middle of chain space, 3 chain stitches, 5 treble crochets around chain space under sleeve, continue 4th round of A.2 over stitches skipped. Continue with 1 treble crochet in every treble crochet under sleeve, and 5th

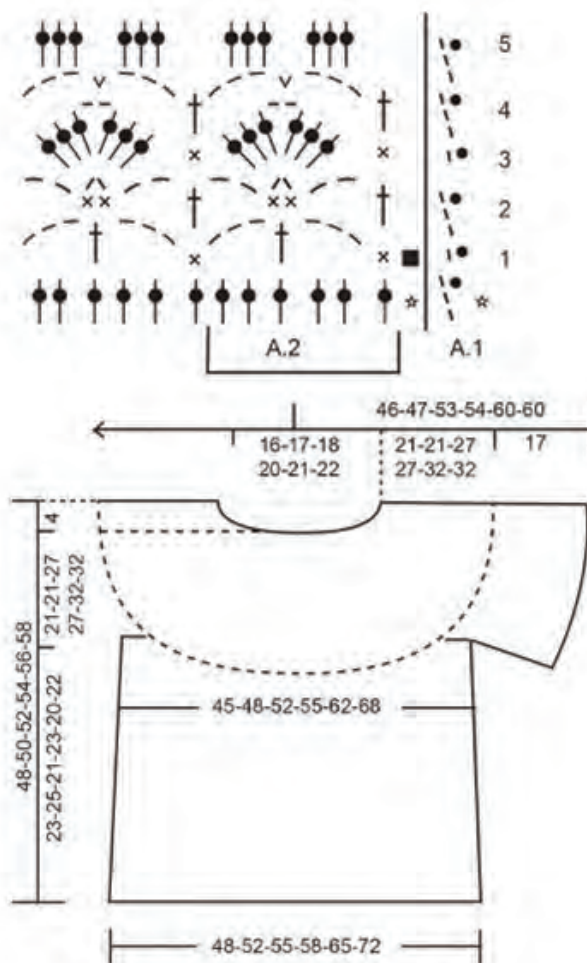
round of A.2, at the same time increase 18-18-18-24-24-24 treble crochets evenly = 66-72-78-90-96-102 treble crochets. Continue with A.1 and A.2 (A.2 is worked 11-12-13-15-16-17 times on round), when 5th round in A.2 is worked, increase 18 treble crochets evenly, i.e. work 4 treble crochets around every chain space, but 4-6-8-12-14-16 times evenly on round work 3 treble crochets around chain space = 84-90-96-108-114-120 treble crochets. Continue with A.1 and A.2 (A.2 is worked 14-15-16-18-19-20 times on round), when 5th round in A.2 is worked, increase 18 treble crochets evenly, i.e. work 4 treble crochets around every chain space, but 10-12-14-18-20-22 times evenly on round work 3 treble crochets around chain space = 102-108-114-126-132-138 treble crochets.

Work one last repetition of A.1 and A.2 (= 17-18-19-21-22-23 repetitions in width), but finish after 3rd round. Cut and fasten the yarn. Work the other sleeve the same way.

**DIAGRAM**

*Diagram explanations*

- = chain stitch
- x = double crochet in stitch
- v = double crochet around chain stitch
- † = treble crochet in stitch
- † = treble crochet around chain stitch
- \* = this round should not be worked, it has already been worked, it only shows how next round should be worked
- = slip stitch
- = first row in the diagram



Pattern website along with tips and videos: <https://www.garnstudio.com/pattern.php?id=10916&cid=19>



# KnitterKnotter: Arunima Goel profile

by Robynn Ross

Originally from India, Arunima lived in the US for about 15 years before moving to Australia in 2023. As a software engineer, maths and patterns have always been a big part of her life. This allows her to approach crochet in an organised way, breaking down complex patterns into smaller, manageable parts. With a particular liking for geometric and symmetrical designs, India's rich history and design elements sometimes influence and inspire her work.

Arunima is a crochet designer specialising in Tunisian Crochet. She discovered her passion for crochet in 2012 and started designing after the birth of her first child. She found Tunisian Crochet around the same time she began designing and fell in love with it. Since then, Tunisian Crochet designs have been her focus.

Her journey started with regular crochet, making shawls and blankets. Over time, she transitioned almost entirely to Tunisian Crochet, though she still loves making blankets. Since starting her crochet business, including pattern writing, managing a website, photography, video tutorials and marketing, Arunima has learned so much about the crochet world and the way it connects to people. Her personal growth and sense of fulfilment have inspired her to build a community, focusing on learning and the constant exploration of new techniques. The key aspect of this connection is education and the safe place she has provided allows everyone to learn, share ideas and experiment with their own designs inspired by her work.

Motivated by the opportunity to learn something new, Arunima finds that Tunisian Crochet offers endless possibilities that keep her engaged. Currently, she is exploring mosaic crochet and working in the round with Tunisian Crochet. Depending on the project, Arunima uses a variety of yarns and colours, often employing colour-changing yarn because it adds a fun element to her designs. Her choice of themes and materials varies, but she prefers creating visually appealing



*Maya Cardigan*

patterns. In order to appeal to a broad audience, Arunima is mindful of the aim to keep her designs neutral, so colour and design are both shown to advantage.

The fact that Arunima focuses on detailed, visually dynamic patterns while keeping them simple sets her apart from others in the field. Tunisian Crochet was somewhat forgotten for a while, and now that it's gaining interest again, she wants to help people explore its potential. Seeing herself as both a designer and a teacher, Arunima enjoys getting others excited about Tunisian Crochet.



Ipsa Blanket

Balancing her roles as a crochet designer and a business owner, especially while caring for two young children, is her main challenge. However, being able to set her own work hours since starting her business has been a significant benefit to her routine and family. Without a formal mentor or peer group, Arunima has received invaluable advice and feedback from other designers and bloggers. The crochet community has been very supportive.

This aspect of Arunima's sense of community gave her the confidence to host a year-long CAL (Crochet-A-Long). Blocks are created throughout the year and then they are assembled into a blanket or any project the attendees prefer. The goal of building a friendly community where everyone can come together, learn, and share their crochet and Tunisian Crochet ideas is certainly working. Her hexagonal blocks are absolutely amazing, with little animals and kaleidoscopic designs that will make you want to grab a Tunisian hook and join in.

Arunima's business is called KnitterKnotter. Initially, she aimed to teach both knitting and crochet but soon realised



Adamyia Sweater

her passion lay solely in crochet. Her Facebook group, KnitterKnotter Hangout, is where she engages most with her community.



Email: [arunima@knitterknotter.com](mailto:arunima@knitterknotter.com)  
 Blog/Website: <https://knitterknotter.com>  
 Instagram: [instagram.com/knitterknotter](https://www.instagram.com/knitterknotter)  
 Facebook: [facebook.com/knitterknotter](https://www.facebook.com/knitterknotter)  
 Facebook Group: [facebook.com/groups/knitterknotterhangout](https://www.facebook.com/groups/knitterknotterhangout)



**Sat 5th – Sun 6th**  
**April 2025**  
**10am – 4pm**  
**Carcoar, NSW**

Join us in the picture-perfect village of Carcoar for the third Fibre Festival – a weekend of inspiring workshops and market stalls for knitting and yarn enthusiasts!

Praised as a wonderful piece of living history and a brilliant place to recharge the batteries, step back to yesteryear and immerse in local hospitality of Carcoar, beside the meandering Belubula River.

Visit our website  
[www.riveryarn.com.au](http://www.riveryarn.com.au)  
 to **BOOK NOW!**

**We have lots of workshops available including...**

- Waffle Stitch Blanket
- Amigurumi Workshop
- Lace Bobbin
- Two Colour Brioche
- Introduction to Fair Isle
- Continental Knitting
- Design your Own Cowl
- Slip Stitch Knitting
- Learn to Steek
- and more!

**Plus all your favourite stall holders.**

For more information contact us through our website or email: [carcoarcommunityassoc@gmail.com](mailto:carcoarcommunityassoc@gmail.com) or call 0433 166 094



# Meet the Members

## Delia Sidler



Delia Sidler is currently the Secretary of the Macarthur Group. She has been actively involved in the Guild for many years, which she joined in 2017 and has been Group Secretary in 2019 - 2021, 2024, and 2025. She has also been a very active tutor for the group.

**Q: What's your knitting/crochet superpower?**

A: I don't think I have one. It still amazes me what you can do with a knit and a purl. I think the people who designed the pattern in the first place have 'superpowers'.

**Q: What's the most recent technique/tip you have learned?**

A: The most recent was actually educating myself in order to give a lesson on buttonholes to our group. I enjoyed that exercise. Like most things we learn at the Knitters' Guild, I now have to remember to use all of the techniques we learn.

**Q: What's next on your 'learn to do' list?**

A: I am looking forward to learning and really getting my teeth into

intarsia. In 2019, at the last Fibrefest in Singleton, I bought the yarn and pattern for a beautiful shawl which I obviously haven't started yet! I really want to 'do a good job of it,' so I will wait until later in the year as it is our lesson for the month of May.

**Q: How long have you been knitting/crocheting?**

A: I have been knitting since I was about 12 years old, so that is about 50 years now! The mother of my longest-serving and dearest friend, Alex Vainauskas, who is also a member of the Macarthur Group, taught me. We used to have such a wonderful time going to the wool shop in Liverpool when we were teenagers. We would 'layby' our wool and just go in and pick up one or two balls at a time.

**Q: What do you know now that you wish you'd known when you started out?**

A: The importance of tension and which yarn you are using for the pattern. I guess in a way, they go hand in hand. And swatch, which means be patient you can't start your project just yet.

**Q: WIPs (work in progress) – do you like to focus on one or two projects at a time, or do you have more projects on the go than there are days in the week?**

A: I used to have one or two projects on the go, but I have recently fallen into the 'more than two' category, best not to disclose. I'm already thinking of starting another project, and I also have yarn and pattern ready for two others, and I have yarn but no pattern yet for another.... oh dear me!

**Q: You notice a small mistake – do you rip back or carry on?**

A: I rip back. My dear friend Alex says, "Delia always knits things 3 times." I think she's right. It bugs me if I see something not right and I hate making a mistake. There is a lot of knitting backwards. Although I recently finished a jumper which is not yet sewn together but it has been blocked. When I was blocking it, I noticed one stitch was not right. I did a purl instead of a knit, and I thought I must let this one go, as hard as it is. My saving grace is that the jumper has a shawl collar, so I think the

mistake will be hidden by the collar, fingers crossed.

**Q: Why do you enjoy being a member of the Knitters' Guild NSW?**

A: It is absolutely wonderful to spend time with like-minded souls. We meet twice a month, our meetings go for about 5 hours, and it is my favourite thing of the month to do. I ALWAYS come home feeling energised, as it's my happy place. The ladies are all beautiful people, I enjoy their company and our 'Show and Tell' still amazes me and keeps me inspired.

**Q: What are your favourite colours?**

A: Browns and creams. One day I'm going to make something in those colours but I keep getting distracted.

**Q: What would we see in your stash?**

A: Nothing knobbly or feathery, mostly 8ply with a small amount of 3ply and 4ply. A lot of Bendigo yarn actually as I have been making blankets for the grandkids made up of squares.

**Q: When you're not knitting or crocheting you are....**

A: Researching genealogy and family history, I have become obsessed. The wonderful thing about it is that I have made some wonderful friendships with some second cousins via email, so in 2025, I will be meeting them and getting to know them, which is so exciting. I have managed, with their help, to complete their own family trees; the family keeps growing. You could also find me reading a book, and I am currently reading "The Mindfulness in Knitting" by Rachael Matthews.

## Susan Cannons

Susan Cannons is a member of the Pittwater Group. She has been actively involved in the Guild for 2 years.

**Q: What's your knitting/crochet superpower?**

A: Colourwork and Fair Isle

**Q: What's the most recent technique/tip you have learnt?**

A: Brioche

**Q: What's next on your 'learn to do' list?**

A: Another Brioche Class!



**Q: When you're not knitting or crocheting you are...**

A: Sewing and being recently retired means I have more time to spend doing what I love.

## Sylvia Scott



Sylvia Scott has been a member of the Guild for many years. She has been knitting since she was 6 years old, taught by her mother after the war in the UK. Despite being left-handed, she learned to knit right-handed. She also crochets but does so left-handed! Her knitting superpower is teaching people how to knit top-down socks on four needles. She loves showing people that it's not as daunting as it looks. She teaches over three sessions and the first session is casting on with three needles and doing ribbing and down to the heel. The second session is heel turn and knitting to the foot. The final session is the toe and the dreaded Kitchener stitch - lol!

One of her students sent a poem that was printed in A Good Yarn called "Sylvia Says" because she uses a very simple pattern that explains very clearly what to do. Every time a student asked a question, her reply was, "Read the pattern," and they used to say, "Sylvia says read the pattern!" Here at Knitters Guild, she is called the Sock Queen.

Sylvia also makes scarves, hats, and blankets as well as socks. She always has 2 or 3 projects on the go and always has a pair of socks on the needles in the car for doctor appointments, etc. She loves being a member of the Knitters Guild and learning things from all the ladies, as to her, learning is lifelong.

When she is not knitting, she loves spinning and dyeing her own yarn. She also sings in three choirs, so she has quite a busy life.

**Q: How long have you been knitting/crocheting?**

A: Over 60 years. When I was young, I knitted booties from Mum's old Patons books and crocheted around Myart embroidered doilies.

**Q: What do you know now that you wish you'd known when you started out?**

A: Knitting a tension swatch. I always do this now, but in the early days, it was pot luck.

**Q: WIPs (work in progress) – do you like to focus on one or two projects at a time or do you have more projects on the go than there are days in the week?**

A: I like to have a few knits on the go with an open spot for something that catches my eye.

**Q: You notice a small mistake – do you rip back or carry on?**

A: Depends on what the item is, where it is or how noticeable it is. I will usually rip back if it's only a few centimetres.

**Q: Why do you enjoy being a member of the Knitters' Guild NSW?**

A: To learn, gain knowledge and be with like-minded people at our wonderful Pittwater group.

**Q: What are your favourite colours?**

A: All shades of blue and green.

**Q: What would we see in your stash?**

A: 8 ply, 10 ply, and mohair yarn, plus some projects ready to go.

## Guild Information

Executive Committee Meetings are held online (via Zoom) on the 3rd Wednesday of each month from 7:30pm. Any member is welcome to attend. Please contact the Secretary to obtain the Zoom link, [secretary@knittersguildnsw.org.au](mailto:secretary@knittersguildnsw.org.au)

### Executive Committee

**President**

Sally Ogilvie (Woy Woy)  
[president@knittersguildnsw.org.au](mailto:president@knittersguildnsw.org.au)  
0404 165 619

**Vice-President**

Margaret Harradine (Inner City)

**Secretary**

[secretary@knittersguildnsw.org.au](mailto:secretary@knittersguildnsw.org.au)

**Treasurer**

Raewyn Tippett (Newcastle)  
[treasurer@knittersguildnsw.org.au](mailto:treasurer@knittersguildnsw.org.au)

**Committee Members**

Mary Carlos (Woy Woy)  
Allyssa Carlton (Macarthur)  
Kathryn Trippett (Blue Mountains)  
Hannah Smith (Inner City)

### Sub-Committees

**Guild Collection:** Merrin Marks (Mid-North Coast) [curator@knittersguildnsw.org.au](mailto:curator@knittersguildnsw.org.au)

**Information Management & Membership**

[membership@knittersguildnsw.org.au](mailto:membership@knittersguildnsw.org.au)

**Charity:**

Maureen North (Pittwater)  
[charity@knittersguildnsw.org.au](mailto:charity@knittersguildnsw.org.au)

**A Good Yarn:**

**Editor: Allyssa Carlton (Macarthur)**  
[editor@knittersguildnsw.org.au](mailto:editor@knittersguildnsw.org.au)

**Publicity Officer:**

[publicity@knittersguildnsw.org.au](mailto:publicity@knittersguildnsw.org.au)

**Design & Publishing – Burkill Media Design** [www.burkill.com.au](http://www.burkill.com.au)

**Website:** Stella Fava (West Ryde)  
[web@knittersguildnsw.org.au](mailto:web@knittersguildnsw.org.au)

**Workshop Convenor:** Sally Ogilvie (Woy Woy) [workshops@knittersguildnsw.org.au](mailto:workshops@knittersguildnsw.org.au)

**Public Officer**

Stefanie Vogt (Inner City)

### Contact

Secretary: 0437 239 391  
PO Box 460, EPPING NSW 2121

[www.knittersguildnsw.org.au](http://www.knittersguildnsw.org.au)

# GROUP REPORTS

## BLACKTOWN

In November, the Blacktown Group had their AGM, and all three official positions were declared vacant. Our new position holders are Caroline Craig - Convenor, Anne Brook - Treasurer, and Anjana Jha - Secretary. We were joined by the lovely Pat McGregor who headed a workshop on 'cable knitting - how to make them pop!'

Our December was spent knitting and nattering with our annual yarn de-stash and Christmas competition. The winner of the competition was Carol with her wonderful 3D gingerbread house.

Blacktown Police Area Command published a post on their official Facebook page about 'Bernie Bears' made lovingly by our very prolific crocheter, Bernie. In the last two years, she has made over 200 trauma teddies for emergency responders to give to children.

In January, Kathryn Trippett (owner and dyer at The Australian Wool Store) introduced us to the art of embroidery. We have a group photo of some of our members with their favourite finished objects and WIPs.

**Jacinta Wood, Member**



*Blacktown - Christmas Competition Entries*



*Blacktown - Group Photo*

## BLUE MOUNTAINS

Our group's 25th birthday celebration in November was a great success. Guest speakers for the event included three founding members and Guild President Sally Ogilvie.

All members were given the Blue Mountains Group 25th Anniversary hand-dyed skein of yarn designed by convenor Claire McCurley and Kathryn Trippett from The Australian Wool Store. Kathryn described to the group the fascinating process of how the unique 'Glenbrook' yarn colourway was created.

The meeting was also our AGM during which three new committee members were elected.

The celebrations continued with our December meeting, during which members enjoyed a Christmas lunch, the 'one skein challenge', and the raffle for the blankets that were created by the group throughout the year.

We look forward to welcoming members, old and new, to our monthly meetings in 2025.

**Jan Marshall, Secretary**



*Blacktown - Birthday celebrations and cake cutting*

## CAPITAL REGION

A busy three months for our group with Dear Pru Workshops in November on Mosaic knitting and Lace knitting, which were both fun and instructive.

Our November meeting featured a mini workshop by Anne on crocheting easy bowls with multiple strands of yarn to make great Christmas presents and how to use up the leftovers in our stash. The elections at the AGM resulted in a full complement of members stepping up to be on the committee, and we met in January to plan the year ahead with activities and workshops as well as the Retreat.

Our December meeting was our Christmas party with some games organised by Liz, delicious afternoon tea, and prizes for everyone when we reported back on how we went with our crafting goals set back in January 2024. The January meeting was the chance for everyone to think ahead about their knitting and crochet goals for 2025, and as well as new project challenges, there are also some new techniques members want to learn.

**Christianna Cobbold, Convenor**



Capital Region - Dear Pru Lace Knitting Workshop



Capital Region - Jeanette's completed sock



Crochet Turramurra - Anne's Granny Square Rug



Capital Region - Pru, Christianna and Liz



Capital Region - Karen and her Blue Blanket

## CLARENCE VALLEY

2024 was busy for our Group. We achieved so much and are now looking forward to mastering some new and old challenges.

We will start the year with a sampler involving cables, lace, moss stitch, and ribbing, then onto reversible cables.

Hopefully, there will be some show and tell items that were completed over the Christmas break.

Happy knitting.

**Jenny Moar, Secretary**

## CROCHET TURRAMURRA

The Crochet Turramurra group has had a productive three months. We might be a small group, but we make up for size in enthusiasm and the sharing of experience and knowledge of our craft.

Over a few months, the group produced a range of twiddle muffs and mats for the Hammond Care group. Zarka produced a wonderful Twiddle Mat decorated with a range of items that provided a great source of visual, tactile, and sensory stimulation. These items are a great 'stash buster' and useful for the textured yarns that are difficult to incorporate into 'normal' crochet items.

In December, Cathy taught us basic mosaic crochet, and we discovered a myriad of mosaic techniques, a veritable wormhole! Anne showed us her lovely granny square rug she made from a bag of Spotlight mill ends. Pat McGregor showed us her completed granny square cardigan. Mosaics and granny squares - 2025 here we come!

Our group had a very satisfying and productive year. Crochet is more than just a hobby; it is a way to express your-

self and connect with others. The group is looking forward to an exciting 2025.

**Pat Hicks, Convenor**



Crochet Turramurra - Zarka's Twiddle Mat and Muffs



Crochet Turramurra - Anne's Granny Square Rug



Crochet Turramurra - Pat McGregor's Granny Square Cardigan

## EPPING

Not only did our tally of members increase over 2024, but also the volume of charity knitting completed by this dedicated group. Last February's report stated that at least 233 charity knitted items were produced up to December. This year, I can report that over 350 knitted and crocheted items were donated. Additionally, at our 2nd December meeting and Christmas lunch, 2 crochet



Epping - Christina's knitted blanket in multi coloured squares



*Epping - Lesley & one of her many completed UFOs*



*Epping - Christmas Morning Tea*



*Epping - Donations at Christmas Morning Tea*



*Epping - Members knitted items*



*Epping - Margo's Top-down Jumper*

blankets, 11 knitted/crochet teddies, 1 knitted doll, 1 knitted football; 1 knitted skipping rope, 1 cowl and children's beanies were added to the previous 350 items. Of course, our charity person, Maria Stagno, needs a mention, as she sorts and delivers the over 373 items to our various charities. A special mention also to Tricia Southwell for helping with distribution. Great effort by all.

This last quarter was mainly filled with education sessions concentrating on finishing UFOs and making knitted or crocheted toys for charity. Our monthly Show & Tell continues to amaze the group. The range this quarter includes a child's cabled jumper; another jumper with matching beanie and socks; gumnut baby beanie and matching cardigan; knitted gloves and beanies; rainbow spiral socks; shawlette made of baby alpaca, silk and yak yarn; knitted pale blue top-down adult jumper; amazing blanket in multi-coloured squares by; crocheted Happy Blanket with scalloped edge; crochet striped blanket; 2 knitted beanies and pastel knitted scarf and a particularly outstanding cream knitted vest.

No doubt 2025 will bring more knitting, smiling and friendships.

**Shirley Gregory, Publicity**

## **EPPING CROCHET**

*No report received.*

## **GOULBURN**

In November this year, we celebrated our 20th anniversary with a luncheon and cake. We had 19 members attend, with many bringing savoury and sweet items to share with the group. One of our earliest members was honoured to cut the cake and shared some memories of the beginning times when the group met near the railway.

Alongside our 20th anniversary, we held our AGM and elected new officials. They are a range of new and old members of the Guild, all of whom will welcome the support of those officials from the previous year.

December brought a more relaxed and cozy atmosphere, with many members tending to family affairs. We hope they successfully got all last-minute stitches into the presents. For those of us who could make it, we held our meeting at the Soldier's Club café, where we had morning tea and lunch, making sure not to let our yarn get sticky.

Broadly speaking, both the Show and Tell portion of our monthly meetings and



*Goulburn - December Meeting*



*Goulburn - (Above) cutting the cake*

our knowledgeable Program Officer have kept gatherings enjoyable and interesting, allowing everyone to learn something from someone each time. We've seen the range of cardigans and toys and tackled new cast-offs right through to the mitred square.

**Christina Wall, Publicity Officer**

## **INNER CITY**

The Inner City Group celebrated our 20th birthday, and we enjoyed a group lunch and reflection by founding member Lyn Turnbull, who remains an active member and key contributor. Sincere thanks were also given to Jo Hewitt (Convenor) and Alayne Alvis (Treasurer), who have stepped down from their roles after three years of leading the group. Thanks were also given to Kaye Stefanovic, who has also stepped down as shadow convenor.

The December meeting involved sessions on individual reflection on achievements and goal setting and planning was undertaken in January for group activities for the year ahead. The group

will aim for balance between supporting each other through mentoring, learning new skills in workshops, and inspiration through speakers and show and tell.

**Bryony Mika, Convenor**

## INNER WEST

Towards the end of 2024, we had a celebration of Stephen West's designs. Several of our members have been keen followers of his designs for many years and it was so interesting to follow his evolution through their projects.

While we searched for new premises and with little notice, the gorgeous Deb and Janine from Skein Sisters gave us the temporary use of their meeting room. It was a wonderful gesture and we greatly appreciated it. We are glad to report that Camperdown Commons is now able to accommodate us on a Wednesday morning.

Following our AGM, Helen returned for a second year as convenor and is joined by Liz as co convenor. Many thanks from our group for taking on the task.

For many years now, Helen has given herself a fun project – knitting a toy that matches the current animal of the Chinese Zodiac. 2024 being the Year of the Dragon, I have included a picture.

We look forward to another fabulous, creative year of knitting and crochet.

**Louise Zaluzny, Secretary**



Inner West - Knitted Dragon



Inner West - Sandra, Mary-Helen & Jaine's Exploration Station Shawls

## KATOOMBA

Greetings from the Katoomba group. It's been an active quarter with lots of projects being completed - the pressure of Christmas gift-making will do that for you. Our December meeting saw us finalise our plans for group activities/ learning new skills, and maybe even a road trip for 2025.

It was also a time to reflect on 2024 and to celebrate the new members we have had join us and farewell to one of our original members who is moving to a new city (Bye Naomi! We will miss you). We also reflected on some of the great projects that have been made and new skills that have been learned.

**Margaret Hardwick, Convenor**



Katoomba - Kerry's Christmas Baubles and Bells



Katoomba - Margaret's Cardigan

## KIAMA

After 23 years, our group has sadly closed. In February 2002, there were 23 enthusiastic people that made up the Kiama group, and in December 2024, with 18 financial members, 9 of whom were original members, we couldn't form a committee, and it was decided to close the group. There are so many memories, laughs and tears over the years. We have made some lifelong friends and will continue to keep in touch through other craft groups that some attend.

Our last meeting in December was

our Christmas party, where everyone brought along a plate of food to share. We played trivia games (always fun at our Christmas parties over the years), told jokes and enjoyed each other's company. Some will stay NSW members, some will be going along to the Wollongong group, and others are happy to meet up as a social craft group in Kiama.

**Anne Phillips, Former Convenor**



Kiama - Christmas Party

## MACARTHUR

The Macarthur Knitters group completed another great year of meetings, lessons, and laughs.

Our October lesson, ably presented by our dynamic duo of Delia and Alex, was on various buttonhole techniques. Once again, great lesson notes were provided, and samples of each style were shown. The lessons were very well received and have inspired members to try a different buttonhole method for their next garment.

Our Monday meeting in November was very relaxed - knit & natter and crochet & cackle. We used this time to discuss lesson ideas for our 2025 calendar.

On our Saturday November meeting, we held our combined AGM and Christmas function. A good time was had by all who attended.

Also in November, Delia and Alex went to the Chris O'Brien Lifehouse centre and gave them an assortment of amazing beanies created by our members. We have decided to continue this every year in memory of Julie Hogan and will collect completed beanies throughout the year.

We have a full calendar of events for 2025 - a few outings, lots of new techniques to learn, and a trader visit as well.

We're all looking forward to a great year. Our lessons will be noted in KG Bytes and we always welcome guests and visitors.

**Alison Wootten, Publicity**



*Macarthur - Christmas Party Revelers*



*Macarthur - Buttonhole Sampler*

*Macarthur - Buttonhole Techniques*



*Donated Beanies for Chris O'Brien Lifehouse*

## MAITLAND

Members of the Maitland group continue to meet and share skills, tips and hints regarding all things knitting and crochet. We have made a change to our meeting location, but not the venue. The Maitland group still meets at the Easts Golf and Leisure Club, however, we now meet in the general area of the Club, which is provided free of charge. In other news, we celebrated Christmas together at a beautiful lunch, and we are looking forward to all the new knitting and crochet projects in 2025.

**Cynthia Mulholland, Treasurer**

## MID NORTH COAST

At our AGM in November, our new committee was formed: the Convenor is Carol Lansdowne, the Secretary is Jennifer Smith, and the Treasurer is Merrin Marks.

Our Group had a quiet end to the year. With our last meeting scheduled to fall on Christmas Eve, it was agreed to cancel this as members could not attend. However, our members continue to work on projects that are either for themselves, their friends and families, or for various charities.

Plans are underway for workshops in 2025, and wish lists for new techniques are being compiled and ready to start at our January Meeting.

**Jennifer Smith, Secretary**

## MUDGEE

Requests from members for workshops covering lace patterns, which could be used as basic patterns or as inserts into larger garments, resulted in featuring the English Mesh Lace stitch in our November meeting. It was a relatively easy pattern but very effective, and several members, after mastering it during the afternoon, went on to knit scarves using this pattern.



*Mudgee - English Mesh Lace as an Insertion*

*Mudgee - English Mesh Lace Scarf*

Members were able to bring and display completed items at our December meeting, which was a Christmas-themed afternoon tea. We had a very pleasant afternoon with each member working on and sharing various personal projects.

We are in recess during January and re-convene again in February.

**Sally Colley, Convenor**

## NEWCASTLE

2024 had barely ended before we were thinking ahead to 2026. Every two years, we have an exhibition of our work and a fundraiser for our chosen charity. Two knitted blankets will be available for our charity raffle. One blanket will consist of garter stitch squares, and the other will have a lace motif. Plenty of opportunities for knitters of all abilities to contribute to these projects.

Our very talented member, Kay Temm brought in crocheted Christmas decorations to our November meeting. She generously made these and the patterns for them freely available to our members.

The December meeting saw us having a lot of fun with games (some knitting or crochet-related) and prizes. The tables were decorated in a beautiful, festive style. This was followed by lunch from the bowling club café. A big thank you to the organisers Catherine, Melissa and Kim. In November, the Saturday group celebrated the end of the year with a fun trivia and lunch. Thank you to the organisers Vivien and Helene.

We are looking forward to a productive and educational 2025.

**Kate Zimmerman, Convenor**

## NORTHERN TABLELANDS

During the last 3 months, we only had one focus skills meeting - joining yarn, changing colours and weaving in ends which was well received.

We have decided on our local show entry, and some members have commenced working on items. Our AGM was not well attended but we did elect new officers.

Our Christmas get-together was enjoyable, with members tackling some new decorations.

**Ingrid Chaku, Convenor**

## PITTWATER

Pittwater wrapped up the year with some donations to charity, Christmas decoration workshops, a fun Christmas party and a display of some beautiful, knitted Stephen West shawls and Christmas socks

along with a cheeky Christmas 'Elf on the shelf'.



*Pittwater - Elf on the Shelf*

Our group contributed to the 135 'lady bumps' donated to Pink Ribbon on the remote island of Ambon in Indonesia. They are lightweight, cool breast prosthetics for cancer survivors living in such hot and humid conditions.

Over the past few months, a number of members knitted a Stephen West Shawl with amazing effect! Beautiful colours and interpretations!



*Pittwater - Ladies with lady bumps*



*Pittwater - Stephen West Shawls*

During December, we held Christmas decoration workshops to create a two-stranded knitted Christmas bauble and a crochet Christmas star.

Continuing the Christmas theme, at our last meeting for the year, one of our

members, Joanne Hunt, shared with us one of her cute creations, an 'Elf on the shelf'. Sue Cannons shared her gorgeous Nordic-style Christmas socks.

Preparations are now underway for the Yarning Festival that is being held at Curl Curl on 18th January.

**Ronda Collins, Member**

## **SOUTH GRAFTON**

We started our crafting year with a workshop led by our convenor, Janice. The day which was devoted to Shetland lace was well received. As usual, there were successes and trying points, and 2mm needles were a new challenge for some members. Our project for the day was a miniature Shetland lace shawl.

Janice also helped a friend who had knitted a plain shawl by adding a gorgeous lace border. It is knitted in Superfine Merino 4ply crepe yarn on 4mm needles, was dressed to 6'6" and was a Christmas gift for her granddaughter.

We have planned many workshops, excursions and an exchange visit with a nearby Knitter's Guild group.

Looks like a great year unfolding for us.

**Barbara Roberts, Treasurer**



*South Grafton - Janice getting Barbara's Shawl on the needles*



*South Grafton - Kath and Marci Working on Miniature Shawls*



*South Grafton - Janice's Lace Edging*

## **SOUTHERN**

After a busy year, the Southern Group turned its mind to the holiday season in October with a workshop on Christmas ornaments inspired by Caroline's amazing stash of Arne and Carlos baubles that will be adorning her tree.

In November, after our AGM was done, we were visited by Mary and Rita from Neural Knitworks (see Gut Feelings article) and got stuck into knitting villi, which will be used to line to the oversized gut on display at Hazelhurst Art Gallery. They were quick to complete



*Southern - Gladys' Bingo and Bluey*



*Southern - Caroline's Christmas Bauble Workshop*

and certainly got some strange looks, but we hope that the 150+ stash we knocked out will get things moving.

In December, we celebrated the year with a celebratory lunch at the Club on East at Sutherland. It was a lovely time of knitting and catching up on holiday plans and projects. Thank you to the Southern Group members for your enthusiasm and support for our 2024 activities and for making it such a great year. Looking forward to 2025!

**Gemma Lawrence, Convenor**

## SOUTHERN HIGHLANDS

Having decided to take up my old love of knitting again, I attended my first Southern Highlands Knitters' Guild group on a Saturday morning in November 2024. Besides a very warm welcome, I thoroughly enjoyed seeing all the lovely projects being worked on by members. I was totally fascinated to watch one member knit a cable-stitch jumper on round needles, who was able to talk and knit, and who didn't even need to watch each intricate stitch as it was being minutely formed.

All the projects by all the members, of which there were about ten attending that day, were being beautifully crafted in lovely hues of wool. My own passion for knitting was all the more increased as I heard the clip of knitting needles as they dipped in and out of the wool.

In December, on one hot early summer's day, we had our Christmas lunch that could only be described as magnificent...plates of fruits, salads, breads, sweet delicacies, cakes, and even ice cream. The imaginations that one minute were to be found seated creating beautiful woollen items seemed equally at home preparing end-of-the-year feasts for their colleagues.

Excitingly, in 2025, there will be more opportunities to create and opportunities to visit interesting venues. At our last meeting in December, we discussed what knitting techniques members would like to master. What joy!

I foresee a wonderful year dedicated to happy meetings and enjoying a totally delightful ages-old craft.

**Kerry Anderson, Member**

## THE ENTRANCE

The Entrance Group continues to grow, and our members enjoy their time together. Our new Workshop coordinator, Susanne, has a myriad of exciting things planned for this coming year. We

look forward to guest speakers and other treats. The end of 2024 was celebrated for us with a Christmas afternoon tea, and Kerry showed us how to make a crocheted Christmas Tree. Our group donated to our local charity, We Care Connect, many toys and goodies for the needy families in our area. Thank you to our members for their generosity.

We are excited about our year ahead. Have you made a New Years Resolution? Here are a few suggestions:

- Destash that unused yarn OR buy more gorgeous yarn to add to your collection!
- Tackle a new project that will challenge you just a little bit.
- Invite a friend to a Knitter's Guild meeting.
- Welcome newbies that come through our door and enjoy the company of fellow crafters.

Happy New Year to all.

**Prue Smee, Convenor**



*The Entrance - Christmas Afternoon Tea*



*The Entrance - Christmas Afternoon Tea Delights*



*The Entrance - We Care Connect's Thankyou*



*The Entrance - We Care Connect Receiving Charity Items*

## VIRTUAL GROUP

The Virtual Group continues to meet on the second Monday of the month at 7pm. At the AGM, Raewyn Tippett and Mary Carlos became the Co-Convenors of the Group, and Marilyn Woodcock remains as the Secretary.

Mary Carlos gave an in-depth session on how to do a granny square.

There has been lots of discussion on the upcoming Knitting Certificate, Stage 1.

It is hoped during the year to have information sessions from some of the suppliers, along with any suggestions from Group members.

**Marilyn Woodcock, Secretary**

## WEST RYDE

*Nothing to report*

## WOLLONGONG

*No report received.*

## WOY WOY

2024 was a busy and exciting year with members attending the Gathering, another successful Fibre Fest, crochet beginner class as well as our regular meetings.

Our monthly Knit and Natter continues to be well attended and a great opportunity to catch up with people who share and understand our passion for yarn and all things yarn related.

We have been busily working up an exciting roster of workshops to have at our monthly meetings throughout the year. Looking forward to seeing what 2025 brings for the Woy Woy group.

**Nardia Sly, Convenor**

## KNITTING, CROCHETING, CRICKET!

On 10 November, about 16 members attended the Women's Big Bash League Double Header at the Sydney Cricket Ground.

The gates opened a few minutes before the first match, Hobart Hurricanes vs Perth Scorchers, and early attendees were treated to an amazing record-breaking match. Unfortunately, we were also treated to seats out in the open sun. The SCG staff spent the morning moving people out of the sun and into the shade, where unreserved seating was available. This meant that although the Guild had booked seats on the day, many members did not meet up as hoped.

Despite the problems with the sun and heat, everyone enjoyed the opportunity to meet at least a few people and even meet knitters who were not Guild members – we spread the good word.

A big thank you to Clare Thornley (The Entrance) for helping to organise this event.

## A GOOD YARN CONTENT CALL

Do you have an idea for an article for the magazine? Is there a topic you'd like to see in the magazine? Have you attended any interesting fibre exhibitions that you think our members would like to hear about? Perhaps you have a favourite stitch you'd love to introduce to our members? We are always looking for content for the magazine, so please contact [editor@knittersguildnsw.org.au](mailto:editor@knittersguildnsw.org.au) to discuss your ideas.

Are you a designer? Do you have a knitting or crochet pattern you would be willing to let us publish in A Good Yarn? Obviously, full credit will go to you, with links to your social media/website/Ravelry page, etc included. Please email [editor@knittersguildnsw.org.au](mailto:editor@knittersguildnsw.org.au) for further details.

# Retail Members

## NEW RETAIL MEMBERS

**Maker Moran** was established in the Blue Mountains in 2019. Created from a love of dyeing yarns for myself, this led me to share them with fellow fibre lovers.

Being a small batch dyer, I create unique colourways inspired by the beauty of the mountains and using quality Australian yarns, which are perfect for knitting, crocheting, weaving, and wool embroidery.

Colour evokes such wonderful emotions, and in creating hand-dyed yarns, I hope to give you a glimpse of a beautiful memory or the opportunity to create one.

Samantha Moran  
PO Box 274  
Blackheath NSW 2785  
[makermoran@gmail.com](mailto:makermoran@gmail.com)  
[www.makermoran.etsy.com](http://www.makermoran.etsy.com)  
[@makermoran](https://www.instagram.com/makermoran)

**Society Knits** is an online Australian yarn haven of consciously curated yarn, fibre and notions. Based in Wagga Wagga, NSW, my yarn business is a celebration of creativity, colour, and craftsmanship. With a commitment to sustainability, I source products from local, small businesses that use the finest Australian wool, ensuring our yarns and fibre not only bring joy but also contribute to the rich tapestry of our environment.

I am a seasoned knitter, crocheter and spinner with a deep love for all things yarn and fibre. Having identified a significant lack of luxury yarn options locally, I started Society Knits to not only make these products more accessible to the Riverina in NSW but also to connect people through the art of knitting and crochet.

I host the Society Knits Scrapalong" #skscrapalong from October to December as a way of creating gifts ready for Christmas time whilst also using up scraps and leftover yarn and minimising waste.

Sally Johnson  
Society Knits  
[www.societyknits.com.au](http://www.societyknits.com.au)  
[@societyknits](https://www.instagram.com/societyknits)

## 24 Mile Hollow Yarn Co, Kandos

W: [www.24milehollowyarnco.com.au/](http://www.24milehollowyarnco.com.au/)  
E: [24milehollowyarnco@gmail.com](mailto:24milehollowyarnco@gmail.com)

## Adagio Mills, Hawkesbury

W: [www.adagiomills.com.au](http://www.adagiomills.com.au)  
E: [info@adagiomills.com.au](mailto:info@adagiomills.com.au)  
Facebook: [adagioalpacamills](https://www.facebook.com/adagioalpacamills) Instagram: [@adagiomills](https://www.instagram.com/adagiomills)

## Australian Alpaca Yarn - Alpaca Ultimate

Facebook: [www.facebook.com/alpacaultimate/](https://www.facebook.com/alpacaultimate/)  
W: [www.australionalpacayarn.com.au](http://www.australionalpacayarn.com.au)  
E: [sales@australionalpacayarn.com.au](mailto:sales@australionalpacayarn.com.au)

## The Australian Wool Store

W: [theaustralianwoolstore.com/](http://theaustralianwoolstore.com/)  
P: 0408 880 441

## Avalon Fabrics and Craft

4/24 Avalon Parade, Avalon NSW 2107  
P: (02) 9918 2978  
W: [www.avalonfabrics.com](http://www.avalonfabrics.com)  
E: [info@avalonfabrics.com](mailto:info@avalonfabrics.com)

## Batik Oetoro, Gateshead

3/11 Nevin Close Gateshead NSW 2290  
W: [www.dyeman.com](http://www.dyeman.com) P: 02 4943 8808

## Beadoodads

W: [www.etsy.com/au/shop/beadoodads](http://www.etsy.com/au/shop/beadoodads)  
E: [beadoodads@gmail.com](mailto:beadoodads@gmail.com)

## Bendigo Woollen Mills

4 Lansell St Bendigo VIC 3550  
W: [www.bendigowoollenmills.com.au](http://www.bendigowoollenmills.com.au)  
E: [info@bendigowoollenmills.com.au](mailto:info@bendigowoollenmills.com.au)  
P: 03 5442 4600

## Birdhouse Fibres

W: <https://birdhousefibres.com.au/>  
E: [hello@birdhousefibres.com](mailto:hello@birdhousefibres.com)

## Blackwattle Yarn, Murrumbateman

315 Patemans Lane Murrumbateman NSW 2852  
W: <https://blackwattleyarn.com.au/>

## Brindabella Yarn Craft

W: [www.brindabellayarncraft.com.au](http://www.brindabellayarncraft.com.au)  
[fb.me/brindabellayarncraft](https://www.facebook.com/brindabellayarncraft)  
Instagram: [@brindabellayarncraft](https://www.instagram.com/brindabellayarncraft)

## Bumblebee Knits & Yarns

E: [info@bumblebeeknits.com.au](mailto:info@bumblebeeknits.com.au)  
W: [bumblebeeknits.com.au](http://bumblebeeknits.com.au)  
Instagram: [@bumblebeeknitsand yarns](https://www.instagram.com/bumblebeeknitsand yarns)

## Call of the Yarn

W: <https://www.calloftheyarn.com/>  
E: [support@calloftheyarn.com](mailto:support@calloftheyarn.com)  
Facebook: [@calloftheyarn](https://www.facebook.com/calloftheyarn)

# Retail members

## Castle Handmade

Shop 21, Springett's Arcade, 302 Bong  
Bong Street, Bowral NSW 2576  
W: [www.castlehandmade.com.au](http://www.castlehandmade.com.au)  
E: [info@castlehandmade.com.au](mailto:info@castlehandmade.com.au)  
P: 0416307408

## Convent and Chapel Wool Shop, Rylstone

52 Louee Street Rylstone NSW 2849  
W: <https://conventandchapelwool.com/>  
P: 0409 564 747

## Crafty Frog, Kambah, ACT

107 Marconi Cres Kambah ACT 2902  
W: [www.craftyfrog.com.au/](http://www.craftyfrog.com.au/)

## EleventyOne Windmills, Newcastle

W: [www.eleventyonewindmills.com.au](http://www.eleventyonewindmills.com.au)  
Instagram: @111windmills

## Euro Sew and Knit

W: [www.eurosk.com.au](http://www.eurosk.com.au)  
E: [service@eurosk.com.au](mailto:service@eurosk.com.au)

## Fibre Arts Shed, Central Coast

W: [www.fibreartsshed.com.au/](http://www.fibreartsshed.com.au/)  
P: 0422 160 506

## Finzah Yarn Studio

5/15 Lake Ave Cringila NSW 2502  
P: 0466 903 734  
W: [finzah.com](http://finzah.com)

## glenheavenknits

W: [www.etsy.com/au/shop/glenheavenknits](http://www.etsy.com/au/shop/glenheavenknits)  
E: [glenheavenknits@gmail.com](mailto:glenheavenknits@gmail.com)

## Glenora Weaving & Wool, Berry

W: [www.glenoraweaving.com.au](http://www.glenoraweaving.com.au)  
E: [glenoraweaving@gmail.com](mailto:glenoraweaving@gmail.com)  
Ph: 0424 868 200  
Instagram: @glenoraweaving

## Great Ocean Road Woollen Mill

W: <https://gorwm.com.au/>  
E: [hello@gorwm.com.au](mailto:hello@gorwm.com.au)

## Greta's @ Roseville

72 Pacific Highway Roseville NSW 2069  
W: [www.gretasroseville.com.au/](http://www.gretasroseville.com.au/)

## Grumpy Ginger, Wyong

145 Alison Road Wyong NSW 2259  
Facebook: Grumpy Ginger Yarn Company  
Instagram: Grumpy.Ginger.Yarn  
W: [www.grumpyginger.com.au](http://www.grumpyginger.com.au)

## Hodgepodge Skeins

W: [www.hodgepodgeskeins.com/shop](http://www.hodgepodgeskeins.com/shop)  
E: [kaz@hodgepodgeskeins.com](mailto:kaz@hodgepodgeskeins.com)

## The House of Wool, Leura

142 Leura Mall Leura NSW 2780  
W: [www.thehouseofwool.com.au](http://www.thehouseofwool.com.au)

## Jokamamo Textiles

W: [www.jokamamotextiles.com/](http://www.jokamamotextiles.com/)

## Kaalund Yarns

W: <https://kaalundyarns.com.au/>

## The Knitting Room, Mona Vale

Shop 20/7 Bungan St Mona Vale NSW  
2103 P: 0433 833 453

## Luxe Handweaving, Toronto

W: [www.luxehandweaving.com](http://www.luxehandweaving.com)  
E: [luxehandweaving@gmail.com](mailto:luxehandweaving@gmail.com)  
Facebook: Luxe Handweaving  
P: 0417 399 353

## Lyrebird Yarns

W: <https://www.lyrebirdyarns.com/>

## Marlyn Alpaca, Thornleigh

W: [www.marlynalpaca.com.au](http://www.marlynalpaca.com.au)  
P: 02 9481 0949

## My Creative Garage

W: <https://www.mycreativegarage.com/shop>

## Natural Yarn Co

W: [www.naturalyarnco.com.au](http://www.naturalyarnco.com.au)  
E: [naturalyarnco@outlook.com.au](mailto:naturalyarnco@outlook.com.au)

## Obsession Yarns

W: <https://obsessionyarns.com.au/>  
E: [obsessionyarns@gmail.com](mailto:obsessionyarns@gmail.com)

## Set on Sewing & Craft

Shop 2, Ron Alt Lane  
Toukley NSW 2263 P: (02) 4397 2373  
W: [www.setonsewingandcraft.com.au](http://www.setonsewingandcraft.com.au)

## Spinners' Cotton

W: <https://spinnerscotton.com.au/>  
P: 0439 408 159

## Spunout Fibres, Hill End, NSW

E: [spunoutfibres@gmail.com](mailto:spunoutfibres@gmail.com)  
P: Ann: 0409 823 045

## Tarndwarncourt Warncoort VIC 3243

W: [www.tarndie.com](http://www.tarndie.com)  
E: [info@tarndie.com](mailto:info@tarndie.com)

## This Lush Corner, Snowy Mountains, NSW

W: <https://www.thislushcorner.com/>

## Three Cats Yarn

W: [www.threecatsyarn.com.au](http://www.threecatsyarn.com.au)  
E: [info@threecatsyarn.com.au](mailto:info@threecatsyarn.com.au)

## Three Mums' Yarn

W: [www.threemumsyarn.com.au/](http://www.threemumsyarn.com.au/)

## Three Trees Fibre Craft

W: [www.threetreesfibrecrafts.com.au](http://www.threetreesfibrecrafts.com.au)  
Instagram: Threetreesfibrecrafts  
Facebook: Threetreesfibrecrafts

## Virginia Farm Wool Works

W: [www.virginiafarmwoolworks.com.au/](http://www.virginiafarmwoolworks.com.au/)  
P: 0448 866 789

## Waratah Fibres and Yarns, Bundanoon

W: <https://waratahfibres.com.au/>  
E: [helen@waratahfibres.com.au](mailto:helen@waratahfibres.com.au)  
P: 02 4883 6138

## The Wool Inn, Penrith

Shop 14 NK Centre 450 High St Penrith  
NSW 2750  
W: [www.the-wool-inn.com.au/shop/](http://www.the-wool-inn.com.au/shop/)  
P: 02 4732 2201 Use c2317e6fbf to  
receive 10% off online orders (excluding  
postage). Valid 01/01/24 to 31/01/25.

## Wool 2 Yarn, Mornington

W: [www.wool2yarn.com.au/home](http://www.wool2yarn.com.au/home)  
P: 0404 753 840

## Woolshed @ Manuka

Shop 2B, Manuka Court 11-17  
Bougainville St Manuka ACT 2603  
W: <https://woolshed.com.au/>  
P: 02 6295 0061

## Yummy Yarn and Co, Dubbo

29 Talbragar Street Dubbo NSW 2830  
W: [www.yummyyarnandco.com.au/](http://www.yummyyarnandco.com.au/)  
P: 0431 754 909

