

A Good Yarn

Knitters' Guild NSW



**Blacktown
Yarn
Bombing
For a
Good Cause**

**Group Reports
Meet the Members
Interviews and more...**

February 2024
Vol. 39 No.1



In this issue...

Index February 2024

FEATURES

Meet Shelley Husband	3
Crochet and Me	5
Yarn Bombing	18

Feature Stitch

Tunisian Cellular Stitch	6
Tricot Hat in Cellular Stitch	7
Knitting One Below	8


REGULAR ITEMS


From the President	2
Group reports	11
Guild information	3
Meet the members	10
Retail Members	19
Retail Profile	4



© Knitters Guild NSW 2024 - Designed and published by Burkill Media Design www.burkill.com.au

 Ravelry: [/groups/knitters-guild-nsw-inc](https://www.ravelry.com/groups/knitters-guild-nsw-inc)

 Instagram: [knittersguildnsw](https://www.instagram.com/knittersguildnsw)

 Facebook: [kgnsw](https://www.facebook.com/kgnsw)

A word from the President

The New Year is when we traditionally talk about 'Out with the Old, and in with the New' and that has certainly been the case in the Guild.

We're really sad to announce that the Ku-ring-gai Group, which was formed in 1994, has had to close because of a lack of volunteers to keep the group running. Without many members willing to give 1-3 hours of their time each month, our groups just can't function. Do please consider volunteering at your next AGMs.

But fortunately the New Year brings us two new groups – South Grafton and the Virtual Group. The Guild has a number of members who don't live in New South Wales (and some who don't even live in Australia) so we thought we'd provide a group for them, and for those who for other reasons aren't able to attend in-person meetings. Go to the Virtual Group report in this issue to read how to join this group and when it's meeting.

2024 is looking to be a busy and exciting time for the Guild. We'll be represented at the Sydney Easter Show in March, the Dungog Knitters' Picnic in May, and the Craft & Quilt Fair in June. In August we are holding our weekend retreat, the Guild Gathering, and in October we have our wonderful market day – FibreFest. These are of course on top of the exciting plans many of our groups have for events this year. Do make sure you read KGBytes each month to keep up-to-date with all Guild activities.

If you've made any New Year Resolutions that are fibre-related, good luck! I'm determined to work through a growing number of UFOs, and learn to weave. My track record with keeping resolutions isn't great but at least if I fail, I won't be too disappointed!

Happy 2024 to you all.

Sally Ogilvie
President



A Good Yarn Edition Deadlines:

May 2024: 15 April

If you wish to place an ad in the magazine please contact:

editor@knittersguildnsw.org.au

Advertise in
A Good Yarn

If you wish to place an ad in the magazine please
contact:

editor@knittersguildnsw.org.au

Meet Shelley Husband



By Robynn Ross

When I think of Shelley Husband, I think ‘Queen of the Granny Square’. Years ago at our first interview, Shelley had just decided to disregard all her previous crafts in order to focus solely on crochet design and publishing her new patterns. Since she picked up a crochet hook for the first time, her other arty pursuits became extinct. Nowadays she rarely strays from granny squares as they are what bring her the most joy.

As a complete crochet dud, I was amazed at the architectural depth and sense of mystery in each of the fifty 6” square versions of the classic square crochet motif in her first self-published book “Granny Square Flair”. Overlaid stitches made me want to lift some threads to peek at the treasured layers beneath. Later, I watched excited Guild members race to buy her latest books at the 2022 Knitters’ Guild NSW Gathering (at which she was awarded a Guild Honorary Membership) and saw her packed classrooms. Shelley’s increased international audience of excited crocheters grew as she taught her craft in seminars and workshops all over Australia.

Shelley is an avid supporter of making the art of crochet serious and enjoyable. As a designer and author, she has designed literally hundreds of different granny square patterns, with two more books on the way to sit on the shelves with the other eight.

One reason for her success is that she believes in providing maximum guidance, so both charts and written instructions are given. Her joy in creating granny squares is obvious – both when you meet her and when you sense the tone of her books. Shelley’s conversation with people is inclusive and her books are so artistically and well presented graphically, that the reader wants to turn the page to jump into the next adventure.

Another reason that connects people to Shelley’s work is that her enthusiasm for granny squares is genuine. Her support helps the learner achieve wonderful things, especially completing patterns they think are beyond their capabilities.

Her brain sings when she comes up with each new design. The feeling of birthing an idea into its actual square reality, gives Shelley a crafty high. Designing takes her away from worldly troubles and presently, she is working on her next two books.

Neutral tones are Shelley’s ‘go to’ colours at the moment, as she prefers natural fibres and colours. Blue has always been a favourite, but she is giving it a rest for a while.

Shelley has learned the business of promotion and publishing by seeking help when she can, but she does most things on her own, such as accounting, social media and website updating. As a small business owner, doing everything on your own can be difficult, so she reaches out to the experts when she comes across something beyond her current skill set.

Next time you open one of her books to have a crochet adventure, picture Shelley on Gunditjmarra Country in southwest Victoria, also known as Narrawong, with sea views and the local wildlife sharing her acreage property.

Blog: <https://shelleyhusbandcrochet.com/>

Shop: <https://shop.shelleyhusbandcrochet.com/>

Instagram: <https://www.instagram.com/spincushions/>

Facebook Page: <https://www.facebook.com/Spincushions>

Facebook Group: <https://www.facebook.com/groups/spincushionscrochetgroup>

App: <https://shop.shelleyhusbandcrochet.com/pages/shelley-husband-crochet-app>

Guild Information

Executive Committee meetings are held online (via Zoom) from 6.30pm on the 3rd Tuesday of each month. Any member is welcome to attend. Please contact the Secretary to obtain the Zoom link. secretary@knittersguildnsw.org.au

Executive Committee

President

Sally Ogilvie (Woy Woy)
president@knittersguildnsw.org.au
0404 165 619

Vice-Presidents

Jayne Kelderman (Mid North Coast)
Pat McGregor (Pittwater)

Secretary

Samantha Pearce (Capital Region Group)
secretary@knittersguildnsw.org.au

Treasurer

Raewyn Tippett (Newcastle)
treasurer@knittersguildnsw.org.au

Committee Members Tracey Bonfante (Mid North Coast) Allyssa Carlton (Macarthur) Gerri Ricci (Blacktown) Kathryn Trippett (Blue Mountains)

Sub-Committees

Guild Collection: Merrin Marks (Mid-North Coast) curator@knittersguildnsw.org.au

Information Management:

Clare Hacker (Blue Mountains)
membership@knittersguildnsw.org.au

Charity:

Maureen North (Pittwater)
charity@knittersguildnsw.org.au

A Good Yarn:

Editor: Marianna Thomson (Blacktown)
editor@knittersguildnsw.org.au

Publicity Officer:

publicity@knittersguildnsw.org.au

Website:

Stella Fava (West Ryde)
web@knittersguildnsw.org.au

Workshop Convenor:

Sally Ogilvie (Woy Woy) workshops@knittersguildnsw.org.au

Public Officer

Stefanie Vogt (Inner City)

Contact

Secretary: 0437 239 391
PO Box 460, EPPING NSW 2121

www.knittersguildnsw.org.au



**With thanks to Jan Steele,
organiser of the River Yarn
Fibre Festival**

Elisha started Natural Yarn Co business with help from Mum, Kathryn in 2022. What started out as a mission to dye beautiful natural fibres to knit and crochet for Elisha's newborn son, ended up being the perfect postpartum addiction. Initially, Kathryn was on babysitting and knitting/crochet sample duties, but after having a go at dyeing she became addicted too. Elisha and Kathryn are a wonderful team, glued at the hip. Mother and daughter have shared a love for many fibre crafts over the years and are fast becoming avid yarn-dyers.

Elisha has a background in fashion design and production and Kathryn is a semi-retired assistant principal. Elisha met Jan two years ago at a botanical dyeing workshop at a small town fibre event and hasn't looked back since! This course gave her a foundation to add in some botanically dyed yarn to her offering, and opened up lots of doors to move her hobby into a small business.

Kathryn and Elisha had done a few market stalls in their local area when the call came from Jan about

the idea of River Yarn (Fibre Festival). Elisha couldn't resist this amazing opportunity Jan had created for many small scale yarnies. After months of preparation the inaugural River Yarn in 2023 was a huge success! Elisha and Kathryn were positively buzzing after their weekend in Carcoar. It was wonderful exposure for their business and they fell in love with the town. Kathryn and Elisha have spent the rest of 2023 travelling all around NSW at



many yarn events. Just a few months back Elisha quit her corporate job and moved with her husband and son to a small farm just an hour from Carcoar - the picturesque Hilltops Region in rural NSW. "We are so lucky to live on a beautiful patch of land with a few sheep and alpacas. We love this incredible country we live in and you'll find many of our colours are inspired by the flora, fauna and places we love!"



Elisha and Kathryn are passionate about craft and its benefits for the soul. They love meeting fellow makers at market stalls and pop-up shops and exchanging inspiration. Elisha particularly loves the way festivals like River Yarn bring people together and allow for great connections. Elisha has made some life-long connections with customers and other stall holders at the inaugural event and is very much looking forward to River Yarn 2024.

For details see upcoming KGBytes.



Crochet and Me

By Tracy Jamieson

“River Yarn Fibre Festival!” my sister Kelly said. Within minutes a house in Carcoar was booked and I was thinking I was just going along for the ride...not being one to knit or crochet.

This would be a lovely chance to spend time with three amazing females, visit a place I'd not been to and, since getting a Stage 4 Breast Cancer diagnosis in December 2022 after treatment since July 2021, a chance to get away.

We were booked into a workshop to crochet a hanging basket! Thankfully there was time for a quick lesson the night before from my cousin - I had never picked up a crochet hook before. Let's just say I was lost within minutes and my hanging basket wasn't a success, but the workshop was fun and we laughed. We also did the drop spindle workshop sitting outside on a beautiful veranda in the main street on a beautiful day. Perfection.

I was in awe with all the amazing fibres, colours and projects on display from all the stall holders but didn't buy anything because I just couldn't 'do'



crochet. Knitting? Well, I failed that years ago.


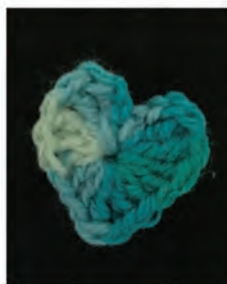
The weekend finished and we had such a great time surrounded by so many talented, lovely people. I took my ball of wool and crochet hook purchased for the workshop and planned to study YouTube in an attempt to teach myself. Starting

with something basic was the plan.

A few weeks later and I was hooked (pardon the pun!). Starting with small shape and granny squares tutorials - the repetitiveness helped get me more comfortable. I then picked up a kit to make a little fox...for a 12-year-old the box said! Well I looked at the pattern and put it away. It was like trying to read a foreign language to me. Back to YouTube and granny squares I went. I've since made two baby blankets, a 90 square blanket for myself, 40 squares to send off to a charity and I have a few other little projects on the go at any given time. I can report that little fox has all its 'bits' and is just waiting to be put together and I'm currently having fun crocheting balloon dogs.

The benefits crocheting has had on my life are many. My ongoing treatment's side effects of a trigger finger and really achy hands are all but gone, or more manageable. I am learning something new which is always good. I am meeting and chatting to new people as I crochet on my train commutes to work which proves interesting and I'm feeling creative again - something I had definitely lost over 2.5yrs of treatment.


So thank you River Yarn Fibre Festival and Kelly for the introduction to crochet. Can't wait to join you all in beautiful Carcoar. This time I'm bringing cash and carry bags and the belief I can do it!



Feature Stitch:

Tunisian Cellular Stitch

by Di Cowburn



This stitch has everything going for it. It is easy to learn and pleasant to work on.

It is versatile - I have made throw rugs, coat hangers, stoles and wraps, and dozens of scarves which sold like hot cakes in a wool shop.

The main trick is to keep the return quite loose so you get a nice bump at the top - much easier to pick up.

Stitch Pattern:

Step 1. Chain to desired length.

Pick up and work stitches and keep them on the tricot hook.


Step 2. Chain 1. *yrh , pull through 2*, to end.

One thread left on hook.

Step 3. *Pick up the 'bump' at top of each stitch in return. Yrh, pull through 1*.

Last stitch pick up both upright threads. Chain 1

Continue steps 2 and 3 to desired length. Cast off as for crochet.



cellular stitch scarf



1 With hook



2 With hook



3 With hook

Tricot Hat in Cellular Stitch

Di's own pattern



This hat is made with a knitted band and tricot stitch crown

Use 8-ply yarn, 3.25mm knitting needles. You will need 3 tricot hooks: 6mm, 4.5mm and 3mm.

Band: Cast on 114 stitches and knit a rib band i.e.

Row 1. (RS) K2, *P2, K2, to end of row

Row 2. P2 * K2, P2, to end of row

Repeat Rows 1 and 2 for 12 - 14 cms, ending on a RS row.

Work one more row using a double ended needle

Transfer the stitches to the 6mm tricot hook so that the yarn is at the hook end.

Work 3 - 6 rows in Tunisian cellular stitch, ending with all the stitches on the hook.

Remember to work the last stitch on the LHS in the usual manner.

Shaping: (return movement) Chain 1, *W2 tog., W12, rep from * to end, W1

Work the forward movement.

(return) Chain 1, *W2 tog., W11, rep from * to end, W1

Work the forward movement

Chain 1, *W2 tog., W10, rep from * to end, W1

Work the forward movement

Continue in this manner, decreasing in every row until you have completed the W1, W2tog., work 8 rows and change to the 4.5mm hook when you are at the RHS of the work.

Continue until you have completed the W1, *W2 tog., W4 row and change to the 3mm hook when you are at the RHS of the work.

Continue decreasing until you have 9 stitches left on the hook then W1, *W2tog. to end

Work one forward movement.

Cut the yarn, leaving enough to sew the seam. Thread the yarn onto a sewing (wool) needle and thread the yarn through the remaining 5 stitches.

Draw up tightly and secure. Sew the seam and sew in the loose ends.

Do not iron Tunisian crochet; you lose the texture.


Feature Stitch:

Knit One Below

by Caroline Craig

This is a technique most commonly found in the Fisherman's Rib, but can also be used to add dimension to your work or used in a textured stitch such as the Rose Stitch.

In working knit one below (k1b), you need to knit to the stitch where k1b is required. Identify the loop below the stitch and insert the needle knit-wise. Then knit as normal and slip both the loop from the row below and the loop from the current row off the needle together. Once you are working with different colours it will be easier to see, but you need to make sure you are going through the loop from the stitch below, otherwise your knitting will unravel.



p1b is similar to k1b, except it is easier to see. You will bring the needle through the stitch below and purl as normal.

You will be working 2 rows on the right side and then 2 rows on the wrong side, and at the same time you will be working 1 row of each colour. If there are 2 yarns on the same side, you will work with colour A, if there is only 1 yarn it will be colour B. Once you have a row of either k1b or p1b, you will be able to identify them on the next row as there will be 2 loops on the one you are about to k or p and only 1 on the k or p, except when changing colours.

Pattern 1



Cast on 19 stitches loosely with colour A and knit 4 rows.

Row 1 (RS): with colour A – k2, *k1b, k1; repeat from * to last 3 stitches, k1b, k2, slide
Row 2 (RS): with colour B – p2, *k1, k1b; repeat from * to last 3 stitches, k1, p2, turn
Row 3 (WS): with colour A – p2, *p1b, p1, repeat from * to last 3 stitches, p1b, p2, slide
Row 4 (WS): with colour B – k2, *p1, p1b, repeat from * to last 3 stitches, p1, k2, turn
Repeat these 4 rows 8 times, then knit 4 rows with colour A and cast off loosely.

Pattern 2



Cast on 19 stitches loosely with colour A and knit 4 rows.

Row 1 (RS): with colour A – k2, *k1b, k1; repeat from * to last 3 stitches, k1b, k2, slide
Row 2 (RS): with colour B – p2, *k1, k1b; repeat from * to last 3 stitches, k1, p2, turn
Row 3 (WS): with colour A – p2, *p1b, p1, repeat from * to last 3 stitches, p1b, p2, slide
Row 4 (WS): with colour B – k2, *p1, p1b, repeat from * to last 3 stitches, p1, k2, turn
Row 5 (RS): with colour A – k2, *k1, k1b; repeat from * to last 3 stitches, k1, k2, slide
Row 6 (RS): with colour B – p2, *k1b, k1; repeat from * to last 3 stitches, k1b, p2, turn
Row 7 (WS): with colour A – p2, *p1, p1b, repeat from * to last 3 stitches, p1, p2, slide
Row 8 (WS): with colour B – k2, *p1b, p1, repeat from * to last 3 stitches, p1b, k2, turn

Repeat these 8 rows 4 times, then knit 4 rows with colour A and cast off loosely.

VALE JULIE HOGAN



We are so sad to announce that one of our very valued members, Julie Hogan, died on 7 January.

It's hard to believe that Julie was a member of the Guild for less than 6 years as during that time she made an extraordinary contribution. She joined the Macarthur Group in July 2018, immediately volunteered to help in any way she could and by Christmas of that year was the Guild's Workshop Convenor, a job she did excellently for 3 years. Many of you will have met her in this role and been impressed by the professional way she organised our workshops, both online and face-to-face. In May 2020 she joined the Executive Committee as a Member for 2 years, followed by a year as a Guild Vice-President.

In addition to devoting many hours to the Guild, Julie was the Teacher Librarian at Robert Townson High School in Raby, being a history and English teacher.

Julie is survived by her husband, Mick, their two daughters, grandchildren and her father, who recently celebrated his 100th birthday. She was a truly lovely lady, who was a good friend to many of us and will be sorely missed.

Meet the Members

Lorraine Burbridge



Lorraine Burbridge is a member of the Blacktown Group. She has been actively involved in the Guild for ten years

What's your knitting/crochet superpower?

I'm not afraid of tackling new projects and learning new skills.

What's the most recent technique/tip you have learnt?

Honeycomb stitch and I have just finished my first jumper with that design. What's next on your 'learn to do' list? I want to learn various ways of joining squares to make a blanket.

How long have you been knitting/crocheting?

I've been knitting since I was fourteen, and crocheting for about five years.

What do you know now that you wish you'd known when you started out?

A lot of things but especially I miss members who have passed away and I wish I had spent more time with them.

WIPs (work in progress) – do you like to focus on one or two projects at a time or do you have more projects on the go than there are days in the week?

Definitely only one or two items at a time, because I can find too many unfinished projects overwhelming. That said, I have several unfinished Santas that will sit in the cupboard until next year.

You notice a small mistake – do you rip back or carry on?

I always rip back. I'm a perfectionist.

Why do you enjoy being a member of the Knitters' Guild NSW?

It's fun and I like meeting wonderful people, learning new skills, going on tours and camps. I've yet to be brave enough to try a cruise.

What are your favourite colours?

Purple, purple, purple and sometimes red.

What would we see in your stash?

Lots of different colours. When I first joined Bendigo Woollen Mills, I would order 12 skeins instead of four, knit two jumpers and then have left overs. Hence the stash!

When you're not knitting or crocheting you are...

Reading or painting.

Editor's note: Lorraine's beautiful art work is hung on the walls of her house. Her art teacher said her painting style is 'rustic'.

With thanks to Gerri Ricci.

Dorothy Pickard



Dorothy Pickard is an original member of the Blacktown Group. She has been a member of the Guild since 2004.

What's your knitting/crochet superpower?

Superpower? I just like to knit, mainly baby clothes.

What's the most recent technique/tip you have learnt?

Caroline Craig's Knit One Below Technique (see feature this issue). It was very clever.

What's next on your 'learn to do' list?

I prefer to help people, and I just like to see what comes up. I assisted at a recent lace workshop that Blacktown Group held. If I can do something to help, or show someone a technique I will.

In April my husband and I visited Dubbo by train. On the journey I saw a young girl trying to crochet. I offered my help, and by the end she was very pleased with the square she had made.

How long have you been knitting/crocheting?

Mum taught me to knit at eight-years-old as you had to have an idea of how to do it by Year 3. I learnt to crochet to assist my aunt with her fancy edge work as her eyesight was starting to fail.

What do you know now that you wish you'd known when you started out?

Three needle cast off. It's the best ever!

WIPs (work in progress) – do you like to focus on one or two projects at a time or do you have more projects on the go than there are days in the week?

I always have a few things going; babies are always turning up! I started a cardigan for myself about seven years ago, but I don't think it will ever get finished as it is too heavy.

You notice a small mistake – do you rip back or carry on?

Mistakes are always pulled out.

Why do you enjoy being a member of the Knitters' Guild NSW?

I love the social company, although I'm not a chatterbox. I also like to help people.

What are your favourite colours? Pastel blue and pink.

What would we see in your stash? Lots of rubbish as used by school children and for blanket squares. There is also the good stuff that I use for when another baby turns up.

When you're not knitting or crocheting you are....

I like to read - I volunteer at a school twice a week to do special reading with small groups of Years 3-4 children. I also have weekly coffee catch-ups with friends. I used to volunteer at a learn to knit group at a local school, but Covid has put an end to that.

GROUP REPORTS

BLACKTOWN

The last quarter of 2023 began with our usual fabulous Christmas competition for knitted and crocheted items, as well as our annual de-stash. It seemed like we took home as much as we gave away! For our October workshop, Caroline Craig demonstrated the 'knit one below' stitch: a simple technique found in brioche and fisherman's rib patterns that produces vertical stripes (see feature this issue). Sue Hobbs presented our first workshop for January: working the purl rows backwards, an incredibly useful technique that keeps the front of your work facing you. We are so lucky to have such talented people in our group that we can all learn from.

Roberta Fassina, Publicity

BLUE MOUNTAINS

The last quarter for Blue Mountains Group has been an amazing time, with the joy of getting together for the festive season. The annual Christmas Party was a smashing success, with a vast array of raffle prizes designed to delight all crafters. The Christmas Party was held at the Glenbrook Bowling Club, who put on a great spread. We continued the great debate about whether the rhubarb crumble was the best dessert ever or the worst. We look forward to continuing the debate on the crowning of the best dessert this year along with the continued strong partnership with Panthers.

Another highlight of the December meeting was the one skein swap, where members could choose to make an item from one skein of yarn for a Secret Santa gift. The thoughtfulness of the gifts was truly lovely.

The past quarter also saw Emma shop up a storm at Fibre Frolic to squirrel away some amazing prizes to give away over the coming months. The fashion parade was the highlight of Fibre Frolic, with many of our Blue Mountain's Group strutting their stuff to show off their fabulous makes.

We have also had the great pleasure of welcoming new members this last quarter, which has been brilliant. We are looking forward to seeing another amazing year of the group making, crafting and having a great time together. Bring on 2024!

Rowena Cupples, Secretary

CAPITAL REGION

Capital Region Group continues to grow with several new members over the last two months. In October Kirstie Kearney from Craft & Design Canberra spoke to us about upcoming events including the Canberra Festival in November 2024. One of the main themes is 'Repeating Patterns' with a focus on women in the Canberra region. At our November meeting one of our members, Viv Haley, demonstrated her process of finishing seams and sewing on buttons. We finished up 2023 with a raucous Christmas party complete with some 'reindeer games' (Bingo and Guess how many lollies are in the jar) with prizes for winners. Members revealed their goal achievements with chocolates for encouragement. We hope 2024 brings us lots of activities and fun with our knitting and crochet adventures!



Capital Region - Viv Haley demonstrating with Lauren and Rebecca; Fleur and Rona watching.

Liz McNally, Secretary

CLARENCE VALLEY

We celebrated Christmas with lunch at the Rest Point Hotel at Copmanhurst overlooking the Clarence River. Despite the day reaching 38 degrees we had a pleasant day together.

2023 was busy and 2024 looks to be full of new projects to master.

Our program for the year is planned and we are looking forward to the first item on our list being a knitted/crocheted cloche hat followed by adornments, also knitted/crocheted to complement.

Our group is enthusiastic and looking to achieve anything new and challenging.

Jenny Moar, Publicity

CROCHET TURRAMURRA

The Crochet Turramurra Group had a good 2023. We ended in December with an inspiring range of Christmas decorations. Wendy Diver took us through making a number of Christmas items, as well as a selection of jewellery. It is so wonderful to see the unselfish sharing of knowledge and techniques by all our members. The group also made enough



Crochet Turramurra.

granny squares to make up two charity rugs, sewn together by Di Scaysbrook, who always makes time to help with these projects. Cathy Aggett has continued to convert the group's workshop and demonstrations notes into pdf format, and is storing them in our group's Facebook pages for all our members to access. In 2024 she will be conducting sessions 'How to get the most out of Ravelry' and the 'Knitter's Companion' app. We need to learn to navigate new technology to help us get the most out of our age-old crocheting skills.

Pat Hicks, Convenor

EPPING

Our group continues to grow, with over 30 members and visitors attending each Monday throughout the year. The enthusiasm of these members is evident in the volume of at least 233 charity knitted items produced up to December. The range includes: blankets; scarves/shawls/cowls; booties/slippers/socks; bears/toys; mittens; shorts/trousers; tidbits; toiletries (three shopping bags full); WITH beanies/hats and jumpers/cardigans/singlets being the bulk of all the vast donations. While we have a number of charities we supply items to it was noted that Westmead Children's Hospital is short on small trauma teddies. The knitting of trauma teddies will be added to our charity list and delivered to Westmead Children's Hospital. A thank you to our Tricia Southwell who has kindly offered to help our Charity person, Maria Stagnos, with the delivery of our donations.

Show and Tell never ceases to amaze the group with the list of items almost as endless as the amount. Some items are shown here.



Epping - Anne Archer joined all the squares (knitted corner to corner) completed at camp for charity.



Epping - Christmas lunch waiting for meeting to finish.



Epping - Tricia Southwell's knitted large charity teddy.



Epping - some Christmas charity toys.



Epping - Yvonne Fazzolari's crochet knee blanket for aged care.

Our end of year Christmas party showed not only do we have talented knitters but also talented cooks. It was well attended and enjoyed by all. We have packed so much into the three months prior to the November issue, with a bus trip, a weekend getaway and lace workshops led by Brenda Horne that the end of year was much quieter. These events were well reported on in November's AGY. We have continued with our charity knitting and our own personal knitting - this kept us busy, but the new year is another year and we were left after our December monthly meeting with thoughts on what 2024 will bring. No doubt we will be busy.

Shirley Gregory, Publicity

EPPING CROCHET

At our AGM in November our new committee formed:

Convenor: Yvonne Fazzolari

Secretary: Lesley Wilkes

Treasurer: Eleanor Goldfinch

The group continues to make articles through their projects. The current project is a rug consisting of squares crocheted in various Tunisian patterns. This has been a challenge as many of us are new to the art. The group has stated they would discuss the feature stitch project and the possible square project at their meeting in February as our group is very small although some members of knitting group attend.

Lesley Wilkes, Secretary

GOULBURN

Another year has passed and so quickly. We have been busy crocheting, knitting and promoting our group at cafes, clubs and events. Our success is shown in the growth of our members, from 24 in January 2023, to 33 in October 2023. There has been one only resignation, for health reasons.

We started 2023 clicking away for the local Show in early March. There were many prize winners in several categories: tea cosies, jumpers, cardigans, shawls and blankets. We also had a stall and there was much interest shown in our group.

April: Jenny showed us how to make knitted balls - great for using up lots of left over different coloured yarn.

May was a business meeting organising WWKIP Day. Posters were distributed and radio interviews conducted to inform the public.

June: We incorporated WWKIP Day into our regular meeting, held at the RSL this time. There was much interest and support from the local community. As a result of this our local MP, Wendy Tuckerman, presented a letter of recognition of our Group's work to Parliament on June 22nd.

July: School holidays saw us at the local library, with 13 primary school children, teaching them to knit. There were some very eclectic mittens made after just two sessions, along with many proud and happy knitters.

August: Our alpaca farm visit to Blackwattle Yarn was a fun day with much wool purchased. The very best was made of a cold, windy day at Murrumbateman. A chocolate shop and pub may have been frequented on the way home.

October saw us meet at Castle Handmade in Wingello for a lovely morning with Elizabeth. Again much yarn and knitting/crocheting paraphernalia were purchased. A great day with visits to local restaurants for lunch; it was enjoyed by all.

Lastly, to November and the AGM where I stepped down from the Convenor's job and intend to sit and knit at this year's meetings. It's been a pleasure.

Bev Artiss, Member

INNER CITY

The Inner City Knit to Fit workshop in November proved very popular with a full house of Inner City members as well as some visitors from other

groups including some who travelled all the way from Macarthur. Our resident guru on everything knitting and yarn, Fiona Donovan, shared some very helpful strategies to ensure we get our sizing right every time, including how to accurately take our own measurements, adjusting patterns to fit those tricky bits and emphasising the importance of watching to make sure every project starts on the right foot.

In December we shared tips and tricks about entering the Royal Easter Show. Our members brought along examples of work they had submitted in previous years, including some prolific prize winners, as well as others who had learnt from the experience. Some very helpful tips about what the judges look for were shared, and commitments were made to get entries in for this year's show. We all agreed that while aiming to win is great, the most important thing is that we are all brave enough to enter and to share our passion for this wonderful pastime.

This year we are planning a number of interesting activities. Visitors are always welcome so watch KGBites for activities of interest and you would be most welcome to drop in.

Jo Hewitt and Kaye Stefanovic, Co-Convenors

INNER WEST

At the end of a busy year, we settled back in the last quarter and shared the various aspects of knitting that we enjoy. This included bringing to one meeting a knitted or crocheted item that held special significance and why. We also explored the reasons why certain yarns are favourites depending on the project at hand.

As Show and Tell is always the highlight of our meetings this was the perfect way to finish the year. Not only has it been a chance to showcase our latest successes but it has also become a problem-solving forum.

Despite the hot weather, we found a shady spot in the park next to our usual venue and enjoyed a lovely Christmas lunch. We talked about our summer knitting projects which we hope to see in January.

Special thanks to Asa, our outgoing Co-Convenor. We particularly enjoyed the workshops she ran on many topics such as intarsia and knitting with beads. Helen kindly stood and was voted in to join Carol as Co-Convenor.

Louise Zaluzny, Secretary

KATOOMBA

Greetings from the Katoomba Group. The last quarter has seen some lovely projects made by our members. It's been quite lovely to see the range of items that our members have been making. Throughout November and December we have been also learning Tunisian crochet courtesy of our crochet expert, Ronah. Our member Kerry has been making beautiful dolls' clothes, and for December some lovely angels. Our January meeting is a chance to plan our projects for the coming year.



Katoomba - Kerry and her angels and Santas.



Katoomba - Margaret's shawl.



Katoomba - Sharne's wonderful work in progress.

Margaret Hardwick, Convenor

KIAMA

The Kiama Group continues to knit for various charities, with several members busy making clothing items for War-Affected Kids, while Wrap With Love have been approached by the Sydney Children's Hospital to make blankets for Aboriginal children in palliative care.

Our only workshop during the last quarter was teaching reversible cables. This was a popular workshop and several members who couldn't participate have asked for this one to occur again in 2024. November saw us hold our group AGM with the same people nominated and voted in as Convenor, Secretary and Treasurer.

Our group was approached to have a stall at Bunnings, Kembla Grange, for their annual family Christmas event. This was an opportunity to raise awareness about the group and attract new members. There was limited interest in the stall itself but what was joyful was young children coming up to us and telling us about their knitting and crochet groups at school. It was delightful to hear that schools are using these crafts to help teach mindfulness to primary school aged children.



Kiama - Bunnings Christmas Event.



Kiama - Cheryl's fish hat.



Kiama - Sydney Children's Hospital blanket.

December saw us have our annual Christmas party which was a lot of fun with trivia, guessing games and Secret Santa. Everyone brought food to share. It was a chance for everyone to share their plans for Christmas and the New Year. We were all so busy having fun we forgot to take photos!
Anne Phillips, Convenor and Iman Aziza, Secretary

KU-RING-GAI

Sadly this will be the last entry for the Ku-ring-gai Group, which has been in operation for almost 30 years.

The group had 33 members and 62 members on the regular mailing list, with regular attendance of approximately 20 at each monthly meeting

The group also met monthly for social knitting.

The group has been able to offer information, education and most importantly friendship and support.

Unfortunately at the 2023 AGM no one was able to come forward to act as Convenor, therefore in accordance with the Knitters' Guild NSW Inc Constitution the group was not able to continue.

The group will continue to meet informally for coffee and knitting to maintain friendships and collective knowledge.

Importantly an enormous thank you to the founding members, longstanding members of the group, those who have served in Committee positions and last but not least group members who have contributed so much.

All the very best to The Guild and its groups for 2024.

Gayle Parker, Convenor

MACARTHUR

*Well 2023 is now a year in the past,
 And our ladies have renewed, because
 we know it's a blast.*

*We rejoin every year,
 Without any fear,
 Because for our ladies it's a bit like a
 marriage vow,
 In 'sickness and in health', we are there
 for each other,
 If you're up or you're down,
 We will be beside you anyhow.*

*Allyssa is now at the helm
 With Delia at her side as her 2IC,
 We're sure to get our meeting and
 lessons underway
 With a nice hot cup of tea.*

*We will learn, we will laugh,
 We are on the right path
 For a fantastic 2024 that's for sure,
 As our 'family', our friendships will
 certainly endure*



Macarthur - Christmas Party and AGM lunch.



Macarthur - some of us being a bit silly at our local council Christmas evening.

Alison Wootten, Publicity

MAITLAND

Our members have been working on individual projects that are either for themselves, loved ones or for the various charities in Maitland. Plans are underway for outings in 2024 and wish lists for new techniques are being compiled ready for start in the New Year.

Cynthia Mulholland, Treasurer

MID NORTH COAST

After a great end to the year, our group had two Christmas lunches. The Tuesday group celebrated at a local cafe, and the Saturday group had BYO morning tea.

We are lucky enough to have a library display of knitted, crocheted, felting and spun yarns, provided by many members of our talented group. It certainly provided a talking point while the ladies created a wonderful display.



Mid North Coast - Library displays

Jayne Kelderman, Member

MUDGE

In November our members enjoyed a day out in the nearby towns of Kandos and Rylstone. Spending the day in one another's company - for an extended period of time, including having a meal together - was most enjoyable. In Kandos, we were able to avail ourselves of haberdashery items and smaller finishings that would enable so many of us to complete WIPs. Such notions are



Mudgee - Convent Wool and Chapel visit.

very hard to source in Mudgee. In Rylstone our focus was a visit to the Convent and Chapel Wool Shop, itself a Retail Member of the Knitters' Guild NSW. We were in seventh heaven in this treasure trove of yarns, in all colours, fibres and plies, as well as knitted garments and patterns on display for inspiration. Being able to chat style and pattern ideas with fellow knitters was a boon. We look forward to seeing, in meetings over the coming months, what members have made from their purchases.

Sally Colley, Convenor

NEWCASTLE

Much of the focus of the Newcastle Group for the last couple of months has been on preparations for our biennial knitting and crochet exhibition, which will take place on 3 - 4 May 2024. The exhibition committee has been established, and members have volunteered for the various exhibition tasks such as promotion, café operations, a fundraising table and a members' table. We also have a raffle and this year the prizes are: a knitted blanket, a crocheted blanket and a crocheted shawl. Many members contributed to making the prizes and what a great job they have done. Special thanks to Blanche (coordinator of the knitted blanket), Caroline (coordinator of the crocheted blanket) and Melissa (who crocheted the shawl). Ticket sales commence at the January meeting and all raffle proceeds go to support our



Newcastle - raffle crochet blanket.



Newcastle - raffle knitted blanket.



Newcastle - raffle shawl.

local charity, Mentor Support Network.


Our monthly newsletter, which contains lots of Show and Tell photos, continues to be popular with members and to inspire us all.

We meet twice a month and our Saturday group, which has slowly been growing, reached about 20 participants in October. The Wednesday group is typically around 35. Both groups had a large turnout at their respective Christmas lunches – always fun events with Show and Tell, lucky door prizes, a trivia competition, Christmas treats and lunch.

Katherine Heinrich, Convenor

NORTHERN TABLELANDS

Our group was thrilled with the response to our two introductory mini knitting/crochet workshops run as part of our regular meetings. For helpful notes illustrating stitch techniques, abbreviations etc we contacted a couple of authors and received prompt approval to make copies of their online materials. We made our own patterns to avoid copyright issues and made samples and also cardboard templates for completed simple items. Tuition on the basis of one member to two visitors was successful. A couple of issues that arose were coping with left handedness and needing a parent to accompany children.



Northern Tablelands.

As a result of this success we are planning frequent focus/skills sessions as part of our meetings.

Our Christmas meeting was most enjoyable with a challenging trivia quiz. We plan on starting the year with an early January meeting to ensure progress with our show entry.

Ingrid Chaku, Secretary

PITTWATER

Pittwater Group ended the year on high notes.

We hosted our inaugural Learn to Knit and Crochet Workshop in November and hired the Narrabeen Surf Club, overlooking the ocean. We had Pittwater members on hand for teaching 23 members of our community, with the majority interested in crochet! It really was a lovely day. Thank you to all who helped out. We will be rescheduling this event in 2024.

Last year our membership rose to 43 and we celebrated our 8th birthday.

We made 690 knitted and crocheted items for our local charities. Well done team!

We purchased a tablet with our Guild Group Fund Subsidy so that we can communicate easily and keep our group photos filed on one device.

At our Christmas lunch we asked



Pittwater - Workshop.

all to bring a wrapped edible gift ranging between \$5 and \$10. It was fun seeing what we could buy for that amount.

At our AGM we said thank you and goodbye to Maureen North our Convenor, and Mary Musgrave our Treasurer of the past three years. We voted in Linda Tremain as Convenor and Debra Stenmark as Treasurer. Thank you to Janelle Grange for continuing as Secretary.

Thank you to the Guild's Executive Committee for their tireless work throughout the year. We look forward to supporting you in any way we can in 2024.

Lastly, Happy New Year to all members of the Guild; please call in to one of our Pittwater meetings - we'd love to see you.

Judy Thomas, Member

SOUTH GRAFTON

Our group is busy at our meetups with two projects in particular at present. A number of members have been working on a miniature Shetland shawl designed and taught by our convenor, Janice.

Secondly, many members are working on a KAL to make a mystery blanket. Each person will complete a 24 block tri-colour blanket with four squares of each colour, four squares of each two-colour combination and four squares of each three-colour combination.

Our meetings always feature a variety of crafts. Some members are

keen spinners and enjoy spinning their own unique yarns. A few are learning to spin at present.

Happy New Year to all groups.

Barbara Gee, Treasurer

SOUTHERN

Due to our recent work donating blankets and hearts to St. George Hospital Palliative Care Team, we've been donated oodles of yarn to make more blankets and hearts to donate to their patients. This yarn has been given to us from the staff and some of the families who received a blanket from us.

Our AGM in November farewelled Co-Convenors Abbey Bongers and Sheridan Kumanidis and Treasurer, Leanne Budd. Our group thanks them for the last three years performing their roles. We welcome Gemma Lawrence as our new Convenor, Jo Kennedy as Secretary and Sue Sharpe as Treasurer. Thank you for volunteering to keep our group ticking along.

Lastly we rounded out 2023 with a Christmas morning tea.

Abbey Bongers, Member

SOUTHERN HIGHLANDS

2023 ended with more enthusiasm within our group due to two reasons - a couple of happy and motivated new ladies, plus our group task of completing Lisa K. Ross' 'Coming Together' shawl. Our December gathering was held at Fiona's at Bundanoon where we trawled through donated wool for dissemination to our charity knitters, before we got into the serious business of frivolous Christmas activity.

Our three executive members are now in their third year, so we look forward to other members taking over and having a go at leadership at the next AGM. We will only survive if others come forward.

2024 sees us planning to teach our new members various skills to get rid of the fear factor. We start with basic lace knitting once we return in February, as the Bowral Show takes precedence in our January calendar.

Robynn Ross, Convenor

THE ENTRANCE

Happy New Year to one and all. The Entrance Group met together for lunch on our first meeting date in January. Fifteen ladies enjoyed a bite to eat, Show and Tell and a good deal of chatting! This year we are excited to be able to offer a place to call home. Our group will be moving to a new spacious venue from February.

We have had to move due to our growing numbers and limited space. We will now have space to hold workshops and other informative sessions. A big thank you to Toni Withington for her work in organising our previous venue at Long Jetty Over 55s.

Last year, we offered a beginning crochet workshop, and we will be having a follow-up session before our April meeting. Each participant was given a project bag, a crochet hook and yarn. It was a great beginning for those enthusiastic crafters. We will be offering a beginner's knitting session during this year.

It was with sadness that we said goodbye to one of our members Judith Schmidt. Judith enjoyed our meetings, especially Show and Tell. Judith had a bright and bubbly personality and her presence will be sorely missed.

Keep an eye on our Facebook page; we encourage members to check it out. Kerry Bruerton manages this page and shares with us many interesting patterns and projects. We find this is also an avenue to share what's going on in our group.

This new year we look forward to welcoming new and existing members and sharing our craft with like-minded people. It's always exciting to see the projects and unlimited talent during our Show and Tell sessions. Happy days ahead.

Prue Smeed and Sue Page, Co-Convenors

VIRTUAL GROUP

The first meeting of our new Virtual Group took place on Monday evening 8th January with 15 people in attendance from NSW, Queensland and Tasmania, where a discussion took place about what the members would like to do in these online meetings. The group will be looking to elect a Convenor and Secretary as soon as possible to run this new group. The Monday meetings are on the 2nd Monday of each month from 7.00-8.30pm and the Wednesday meetings on the 4th Wednesday of each month from 10.00-11.30am. As usual, any Guild member may attend any group within the Guild so if you'd like to attend this one, send an email to president@knittersguildnsw.org.au to get on the mailing list for the Zoom link. If you'd like to make the Virtual Group your Home group, send a request to membership@knittersguildnsw.org.au

Sally Ogilvie

WEST RYDE

West Ryde members recently very generously raised funds for the charity 'Adopt/Change/My Forever Home'. It is a charity that works in conjunction with the NSW Government and focuses on homeless/foster children, endeavouring to ease their trauma. They prepare care packs for children removed from poor situations, sometimes with little to no prior notice. Each pack consists of a backpack, a security blanket, toiletries, underwear, colouring books/pencils and soft toys.

Several ladies made blankets and donated goods, and the money raised was used to buy the items above. Jean Smith (the driving force behind the project) and myself dropped off the goods to the charity, and they were gratefully received. (Note, we didn't make all the blankets in the photo!)



West Ryde

Beth Clothier, Convenor

WOLLONGONG

No report received.

WOY WOY

Our November AGM was well attended with our Convenor and Secretary re-elected, and a new Treasurer nominating and being elected. We continue to be pleased with our attendance numbers and a steady increase in membership which has increased 70% in the last 12 months. Regular free workshops and our friendly informal group have no doubt contributed to this success in rebuilding the group after the Covid lockdowns.



the Christmas party quiz. A delicious Christmas lunch was provided by members.

The monthly knit 'n natter coffee meet up on the first Saturday morning of the month at BBF Cafe in Woy Woy continues to be well attended. The group also acquired a pull up banner for display at stalls etc.

We provided members with details of the new competition classes for the Central Coast Regional Show on 13-14 April 2024 and the new donation guidelines of one of our recommended charities, Australians Knitting for War Affected Kids (AKWAK).



Ruth Herman, Convenor

Our increased attendance and contributions to the rent of our venue plus the annual stash sale has resulted in excess cash. Members agreed to return some of the cash to them in the form of a monthly lucky door prize and other prizes which were won at



Woy Woy Group - Christmas party



Yarn Bombing celebrates its fifth year in Blacktown LGA

By Geraldine Ricci with Anjana Jha

In the last two years, the number of domestic violence incidents has increased by almost nine per cent. To promote awareness of the problem and encourage people to say No, Blacktown City Council, each year, invites the knitting group that meets in Max Webber Library and members of the Blacktown Group, to knit and/or crochet items to ‘bomb’ the village green and local area. This year, more than 72 trees and 52 poles in the village green and surrounding streets were wrapped in hundreds of knitted or crocheted squares, flowers and hearts.

This year the display was opened by Mayor Tony Bleasdale. Other important guests were Councillor Julie Griffiths AM and Parklea Correction Centre Governor Wayne Taylor.

Parklea Correction Centre inmates made wire figurines of two parents, a child and a single woman. These were decorated with knitted and crocheted squares, hearts, flowers and dresses. The teapot and cup and saucers from previous displays were used again so members of the public could attach ribbons for victims of domestic violence.

Inmates from Dillwynia produced artwork and the Blacktown Library Knitting Group created a 1.5metre high butterfly.

After the event many of the items will be repurposed into blankets and given to charity. Last year’s items - made into blankets - were given to Blacktown Carevan Midwifery Clinic, a local charity for women.





Retail Members

This list is as at 31/12/2023

INTRODUCING NEW RETAILERS

Bellevue Park Wool

Bellevue Park Wool is a family owned business located in the Snowy Mountains of NSW. We specialise in breeding super and ultra fine merinos, with our main focus being the well being of the sheep and quality super soft wool. Our wool is processed into a natural unbleached yarn in a variety of plies, which you can purchase as such, or one of our many colours which we hand dye on site. Our gorgeous yarn is available to purchase online. Follow us on Instagram @bellevue_park_wool to see new products and what's happening around the farm.

PO Box 1003
 Cooma NSW 2630
 0432201484
 enquiries@bellevuepark.com.au
 www.bellevuepark.com.au

Call of the Yarn

W: <https://www.calloftheyarn.com/>
 E: support@calloftheyarn.com
 Facebook: @calloftheyarn

24 Mile Hollow Yarn Co, Kandos

W: www.24milehollowyarnco.com.au/
 E: 24milehollowyarnco@gmail.com

Adagio Mills, Hawkesbury

W: www.adagiomills.com.au
 E: info@adagiomills.com.au
 Facebook: adagioalpacamills Instagram: adagiomills

Australian Alpaca Yarn - Alpaca Ultimate

Facebook: www.facebook.com/alpacaultimate/
 W: www.australionalpacayarn.com.au
 E: sales@australionalpacayarn.com.au

The Australian Wool Store

W: theaustralianwoolstore.com/
 P: 0408 880 441

Batik Oetoro, Gateshead

3/11 Nevin Close Gateshead NSW 2290
 W: www.dyeman.com P: 02 4943 8808

Beadoodads

W: www.etsy.com/au/shop/beadoodads E: beadoodads@gmail.com

Bendigo Woollen Mills

4 Lansell St Bendigo VIC 3550
 W: www.bendigowoollenmills.com.au
 E: info@bendigowoollenmills.com.au
 P: 03 5442 4600

Birdhouse Fibres

W: <https://birdhousefibres.com.au/>
 E: hello@birdhousefibres.com

Retail members

Blackwattle Yarn, Murrumbateman

315 Patemans Lane Murrumbateman
NSW 2852
W: <https://blackwattleyarn.com.au/>

Brindabella Yarn Craft

www.brindabellayarncraft.com.au
fb.me/brindabellayarncraft
Instagram: @brindabellayarncraft

Bumblebee Knits & Yarns

E: info@bumblebeeknits.com.au
W: www.bumblebeeknits.com.au
Instagram: @bumblebeeknitsandyarns

Castle Handmade, Southern Highlands

W: www.castlehandmade.com.au
P: 0416307408

Convent and Chapel Wool Shop, Rylstone,

52 Louee Street Rylstone NSW 2849
W: <https://conventandchapelwool.com/>
P: 0409 564 747

Crafty Frog, Kambah, ACT

107 Marconi Cres Kambah ACT 2902
W: www.craftyfrog.com.au/

EleventyOne Windmills, Toronto

W: www.eleventyonewindmills.com.au
Instagram: @111windmills

Euro Sew and Knit

W: www.eurosk.com.au
E: service@eurosk.com.au

Fibre Arts Shed, Central Coast

W: www.fibreartsshed.com.au/ P: 0422
160 506

glenheavenknits

W: www.etsy.com/au/shop/glenheavenknits
E: glenheavenknits@gmail.com

Great Ocean Road Woollen Mill

W: <https://gorwm.com.au/>
E: hello@gorwm.com.au

Greta's @ Roseville

72 Pacific Highway Roseville NSW 2069
www.gretasroseville.com.au/

Grumpy Ginger, Wyong

145 Alison Road Wyong NSW 2259
Facebook: Grumpy Ginger Yarn
Company Instagram: Grumpy.Ginger.Yarn
W: www.grumpyginger.com.au

Hive & Gobbler

221 Dowling Street, Dungog NSW 2420
W: <https://hiveandgobbler.com.au/>

Hodgepodge Skeins

W: www.hodgepodgeskeins.com/shop
E: kaz@hodgepodgeskeins.com

The House of Wool, Leura

142 Leura Mall Leura NSW 2780
W: www.thehouseofwool.com.au

I Wool Knit, Bungendore

W: www.iwoolknit.com.au/
E: sales@iwoolknit.com.au

Jokamamo Textiles

W: www.jokamamotextiles.com/

Kaalund Yarns

W: <https://kaalundyarns.com.au/>

The Knitting Nook, Dural

Shop 7/22-24 Kenthurst Rd Dural NSW 2158
W: www.theknittingnook.com.au/
E: heather@theknittingnook.com.au

The Knitting Room, Mona Vale

Shop 20/7 Bungan St Mona Vale NSW
2103 Ph: 0433 833 453

Lily and Maude

Shop 1, 142 William St, Bathurst NSW
2795 E: sales@lilyandmaude.com
P: 0473 910 564

Little Bird Makes

W: www.littlebirdmakes.com/

Luxe Handweaving, Toronto

W: www.luxehandweaving.com
E: luxehandweaving@gmail.com
Facebook: Luxe Handweaving
P: 0417399353

Lyrebird Yarns

W: <https://www.lyrebirdyarns.com/>

Marlyn Alpaca, Thornleigh

W: www.marlynalpaca.com.au/index.html P: 02 9481 0949

Natural Yarn Co

W: www.naturalyarnco.com.au
E: naturalyarnco@outlook.com.au

NNK yarns

W: <https://www.etsy.com/au/shop/NNKYARNS>

Obsession Yarns

W: <https://obsessionyarns.com.au/>
E: obsessionyarns@gmail.com

Sip Knit Yarn

W: <https://sipknityarn.com/>

Spinners' Cotton

W: <https://spinnerscotton.com.au/>
P: 0439 408 159

Spunout Fibres, Hill End, NSW

E: spunoutfibres@gmail.com
P: Ann: 0409 823 045

Stitchy Witch Co

W: www.stitchywitches.com.au
Facebook & Instagram: @
stitchywitcheswoolco

This Lush Corner, Snowy Mountains, NSW

W: <https://www.thislushcorner.com/>

Tarndwarncourt Warncoort VIC 3243

W: www.tarndie.com
E: info@tarndie.com

Three Cats Yarn

W: www.threecatsyarn.com.au E: info@threecatsyarn.com.au

Three Trees Fibre Craft

W: www.threetreesfibrecrafts.com.au
Instagram: Threetreesfibrecrafts
Facebook: Threetreesfibrecrafts

Three Mums' Yarn

W: www.threemumsyarn.com.au/

Virginia Farm Wool Works

W: www.virginiafarmwoolworks.com.au/
P: 0448 866 789

Vera Marcu

<https://www.ravelry.com/designers/vera-marcu>

Waratah Fibres and Yarns, Bundanoon

W: <https://waratahfibres.com.au/>
E: helen@waratahfibres.com.au
P: 02 4883 6138

The Wool Inn, Penrith

Shop 14 NK Centre 450 High St Penrith
NSW 2750
W: www.the-wool-inn.com.au/shop/
P: 02 4732 2201 *Use c2317e6fbf to
receive 10% off online orders (excluding
postage). Valid 01/01/24 to 31/01/25.*

Wool 2 Yarn, Mornington

W: www.wool2yarn.com.au/home
P: 0404 753 840

Woolshed @ Manuka

Shop 2B, Manuka Court 11-17
Bougainville St Manuka ACT 2603
W: <https://woolshed.com.au/>
P: 02 6295 0061

YARN CRAFT TOURS by Gourmet Journeys

W: www.gourmetjourneys.com.au
E: anne@gourmetjourneys.com.au
P: 0421 019 879

YarnHub

W: <https://www.theyarnhub.com/>
P: 0401 693 409

Yummy Yarn and Co, Dubbo

29 Talbragar Street Dubbo
NSW 2830
W: www.yummyyarnandco.com.au/ P: 0431 754 909

