

# A Good Yarn

**Knitters' Guild NSW**

**Countdown  
to FibreFest**

**Crochet Pattern:  
Lace Diamonds  
Cowl**

**Group Reports  
Meet the Members  
Interviews and more...**

**August 2023**

Vol. 38 No.3





# In this issue...

## Index August 2023

### FEATURES

A Stitch in Time (mending)	4
Craft & Quilt Fair 2023	5
Countdown to FibreFest	6
Vice Presidents Report 2022	18

### PATTERN

Crochet	8
---------	---

### REGULAR ITEMS

From the President	2
Group Reports	14
Guild Information	9
Meet the Members	17
Retail Members	18
Retail Profile	3


**This month's cover** features Woy Woy Group's Laura Nicholson's award winning shawl, Laura placed second at the Australian Sheep and Wool Show at Bendigo this year, in category 35: handknitting and crocheting - other natural animal fibre; article.

She knitted a two-colour brioche shawl. The pattern is Brioshoreline by WestKnits and the yarn is Blackwattle 2-ply Lilly Pilly in masquerade (darker colour) and winter wonderland.



© Knitters Guild NSW 2023 - Designed and published by Burkill Media Design [www.burkill.com.au](http://www.burkill.com.au)

 Ravelry: [/groups/knitters-guild-nsw-inc](https://groups.ravelry.com/knitters-guild-nsw-inc)

 Instagram: [knittersguildnsw](https://www.instagram.com/knittersguildnsw)

 Facebook: [kgnsw](https://www.facebook.com/kgnsw)

# A word from the President

FibreFest is a regular event in the Guild calendar, since 2016 when it was launched to celebrate the Guild's 30th Anniversary. And we're all getting really excited about this year's event being held at Wyong Racecourse on Sunday 10 September. We've over 40 stalls selling all our favourite yarns, patterns and tools, together with demonstrations, a catwalk parade, competitions and a raffle. Entry is free of course and it's really easy to get to - there is plenty of parking or catch the train to Wyong station which is only a few minutes' walk away.

Another regular Guild event, the Cruise, took place at the end of July after a long pause due to the pandemic. 46 members enjoyed knitting and crochet workshops, food, drink and of course companionship. Look out for further details in the next issue of *A Good Yarn*.

Later this year, over the weekend of 4/5 November, we're trying something new which if successful we hope may become a regular event. The Guild-Wide Workshop Weekend. We're encouraging as many groups as possible around the state to hold workshops on either day or both. Any member may attend any workshop at their group, or another group, free of charge. There will be a small charge for non-members, except for those under the age of 18 who will also receive free places. Please encourage your group to take part. And if you need any further information, just send me an email. Read KGBites and keep an eye out on the Guild's social media pages for a list of the workshops being held.

In the meantime, I hope you're all wrapped up in lots of knitted and crocheted yarn, and are keeping warm. Isn't this a useful hobby to have when the weather is like this?

**Sally Ogilvie**  
President



**A Good Yarn** Edition Deadlines:

**November:** 15 October

If you wish to place an ad in the magazine please contact:

[editor@knittersguildnsw.org.au](mailto:editor@knittersguildnsw.org.au)

**Advertise in**  
**A Good Yarn**

**If you wish to place an ad in the magazine please**  
**contact:**

[editor@knittersguildnsw.org.au](mailto:editor@knittersguildnsw.org.au)



*Celine and Marianne*

In the woolly world, Marianne Bos is the owner and dyer of Jokamamo Textiles which is based in North Richmond, NSW. Her 'sidekick' daughter Celine is a very keen knitter and knitwear designer who lives in Pendle Hill, NSW and frequently invades her mum's studio to have access to her yarn wall.

Marianne comes from a seamstress family and took up quilting as a young adult. While living in Singapore, she dyed fabrics to use in her own quilts and to sell, but realised dyeing yarn for a knitting friend was far more enjoyable. Living overseas gave her the opportunity to see the way other cultures explored and used colour, such as in Chinese New Year celebrations with their decorations and the glorious splashes of colour in Indian saris and clothing. With a childhood spent in New Zealand, she knows the merits of merino/possum yarn, as it is super soft and a dream to dye. Being enamoured with the way dyeing varies according to its fibre content, Marianne is currently dyeing a range of colours using this luxurious fibre.

Now back in Australia, Marianne is exploring the beautiful natural colours this country offers and is often inspired by the Hawkesbury countryside. Her recently built house with studio is surrounded by farmland in North Richmond – a comforting space after the busyness and noise of Singapore. This is her family's happy place.

On a regular basis, Marianne's love of self-stripping yarns makes her strive for great colour combinations. A choice of bold, bright colours and fabric is used for her selection of sewn knitting bags, especially Kaffe Fassett and Alexander Henry fabrics. As knitters are into project bags for each WIP, they love her cheeky choices of fabric that speak about a knitter's personality outside of that craft. These handmade bags are beautifully constructed.

People who look for non-traditional fabrics, colours and dyeing combinations are drawn to Marianne's work as she is not afraid to think 'outside the box'. (Her daughter has been known to shake her head at her choices of neons and brights.) 2016 saw her first attempt at dyeing bright yellow for a knitting friend and the penchant for using bright colours and different fibres has not waned. Marianne sometimes does custom dyes, but prefers to see where her creative juices take her.

The social media and computer side of the business is sometimes challenging and this is an aspect where Celine assists Marianne as a patient teacher. Both women find the online knitting community invaluable for ideas, advice and general camaraderie.

Sucked into this creative arts world by a talented family of sewists and knitters, Celine concentrated seriously on knitting as a young adult and while studying biology at university. Her skills

and personal style have altered since then, to include the colours found in the environment and the textural qualities within nature. In her design work, Celine favours natural colours, adding brighter colours for personal gifts and garments.

Choosing a colour to make sense with the design is her ultimate goal, along with the premise that a knitter should be able to do the craft without being locked away from family and life to concentrate on her pattern. Celine calls this 'potato chippy' – the ability to work a design easily once you understand the pattern. Her first design was a pair of socks inspired by a lavender field from a gin distillery in Tasmania where she used to be based. Currently she is dreaming up designs with beadwork.

In the design world, there is a constant fear that people may not like or understand a design or a dyed colour. This mother/daughter combination shows the depth of connection and encouragement they receive from each other and the knitting fraternity. Marianne and Celine are great ambassadors for their individual crafts and talents of dyeing fibre, knitting and pattern design. Just looking at the wall of Marianne's colourful skeins displayed at FibreFest and other shows, makes the buyer gravitate to her wares. You have to feel the squishiness and admire the purity of colour. Fall under the spell of Jokamamo Textiles like I did.



*Celine labelling skeins*

**By Robynn Ross (Southern Highlands)**

**Email:** [sales@jokamamotextiles.com](mailto:sales@jokamamotextiles.com)

**Instagram:** <https://www.instagram.com/jokamamotextiles/>

**Website:** [www.jokamamotextiles.com](http://www.jokamamotextiles.com)

**Facebook:** <https://www.facebook.com/jokamamotextilesau>

**Instagram:** <https://www.instagram.com/celinebosdesigns>

**Ravelry:** <https://www.ravelry.com/stores/celine-bos-designs>



# A Stitch in Time

By Gilda Bortolus, Blacktown

With warmer weather on its way, before you pack away your woolly goodies for the year take a moment to inspect them: are they in need of repair? It seems such a waste to throw away all that hard work. As fibre artisans we are all too aware of the blood, sweat, tears and, at times, swear words it takes to lovingly handcraft a garment. So, let's get our needles out and start mending.

There are two ways in which to mend your garments: visible and invisible. Visible mending is great when you don't have any leftover matching yarn to make an invisible patch. Visible mending enables you to be more creative. Invisible mending uses leftover or a similar yarn, so that there is almost no way of seeing where the repairs have taken place.

## Reasons to mend

### Visible mending includes:

- Sewing patches of fabric over holes, eg leather patches to the worn elbows on a cardigan
- Darning the hole with contrasting colours or different textured yarn
- Embroidering flowers or shapes to create patterns. The original flower or shape covering the hole can be replicated all over the garment to give the impression that it was part of the original design.

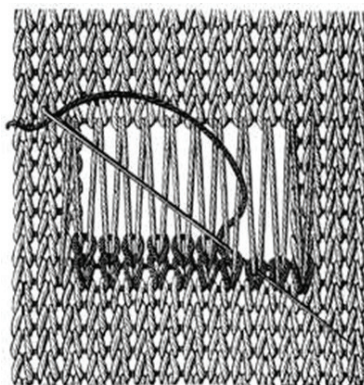
### Invisible mending:

Invisible mending might be used when you don't want to attract attention to the mended area, for example under the arms or crotch area. When invisible mending is done right, you should not be able to notice that the item has been mended.

## Types of darning:

### Swiss darning:

Uses matching yarn for an invisible mend. It is best to use a contrasting and smaller ply for the temporary stitches as these will be removed after the patch is completed.

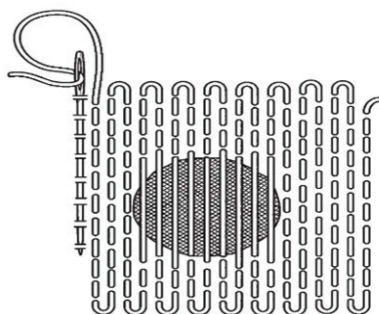


Swiss Darning

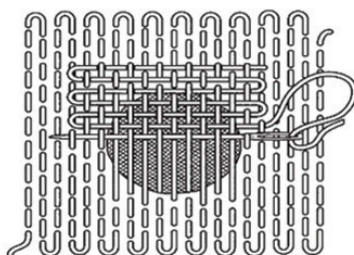
This technique can be used on worn stitches before they break, as well as be used to embroider over knitted stitches.

### Darning stitch:

This technique is often used to repair woven fabric, but can also be used to repair knitwear, especially the worn heels and toes of knitted socks.



darning step 1



darning step 2

### Scotch darning:

Scotch darning is essentially a weaving technique that provides firm and stable



Fig. 17.—Strengthening weak stocking-web, and Fig. 18—Scotch darning which is worked in blanket-stitch from left to right over single cross-threads.

### Scotch Darning

repair. It can be used over frayed yarns and broken areas so it's perfect for sock heels. The drawbacks to this technique are the weave doesn't match the surrounding knitted fabric and there is no stretch. However, if your intention is to make your repair visible, then using scotch darning with a contrasting yarn will make an eye-catching repair.

### Knitted Patches:

Are often used on the heels of socks, but can be used on large holes. If you have enough leftover yarn this could be an invisible mend, however you might like to use a contrasting yarn for a more creative effect.





# Craft & Quilt Fair 2023



Knitted patches

## Resources:

Martha Stewart: <https://www.marthastewart.com/306764/how-to-mend-knits>  
Knitting with Cheryl Brunette: How to Repair a Hole in Your Knitting <https://www.youtube.com/watch?v=SGHX-McRmEM>  
Casey, Founder and chief knitter at KnitPal: <https://knitpal.com/blogs/knitpal/knitting-crochet-and-visible-mending/>  
Lousia Bond from Worn Values blog: <https://wornvalues.com/blog/9-reasons-to-take-on-mending-as-a-philosophy-of-life>  
Lousia Bond from Worn Values blog: <https://wornvalues.com/blog/mending-knits-three-favourite-darns>  
1. Earth.Org <https://earth.org/what-is-fast-fashion/>  
Lotte from Sprouting Wheel: <https://sproutingwheel.com/why-mending-clothes-matters-the-benefits-of-invisible-vs-visible-mending/>  
Stuart Moore Textiles: Swiss Darning: How to Fix a Big Hole // Visible Mending for Your Knits // Sweater Darning: Swiss Darning // Duplicate Stitch for Mending // Visible Mending your Knits - YouTube  
Isela from KB <https://blog.knittingboard.com/archives/858>  
Tom van Deijnen Tom of Holland <https://tomofholland.com/tag/workshop/>  
Ann Kingstone <https://annkingstone.com/darn-it/>



This event took place at The Dome at Sydney Olympic Park. We had a total of 14 volunteers who worked very hard - each for three hours - and were kept very busy either teaching the making of granny squares or other requests...and there were many.


Once again, a successful and enjoyable event. We had a double space this time which allowed us to have a wide-ranging display of items in both knitting and crochet and many examples of granny squares, some made into items such as a beanie and mittens, to show that not every granny square has to be part of a rug. The FibreFest crochet bag was viewed for the first time, too. With the rise in popularity of crochet we offered a 'have a go' at making a granny square and this feature kept all our volunteers busy with very happy visitors taking away their sample, with more yarn and a hook to enable them to keep up their newly acquired skill.

With magazines and information to help with promotion there was a great deal of interest in the Guild and the future events such as FibreFest and The Gathering next year.

A particular thank you to all the wonderful volunteers who were there to cover the four days of the Fair: Hannah Smith (Inner City) who created the wonderful display, Janelle Grange, Barbara Syme, Cathy Aggett and Delwyn Van Weeren (Pittwater), Sally Ogilvie (Woy Woy), Lee Taylor and Elissa Buttsworth (Wollongong), Ronah Tuite (Katoomba), Sam Pearce (Macarthur), our Guild Secretary who at one time had 20 people

surrounding her. Also Greg Maher (Hannah's right hand man who helped Hannah with the set up and take down of the stand). It is worth remembering that to create these events there is a large amount of work that happens behind the scenes. The fact that this work is not seen shows the success of the event.

## Pat McGregor





# Countdown to Fibre Fest

## List of Retailers with some special offers

<p><b>Adagio Mills:</b> The new owners - Donna &amp; Marc - are extremely excited to be back for their 2nd FibreFest since taking over. They will have loads of their Soft &amp; Squishy Alpaca Yarn (and Rovings) along with some beautiful new Alpaca &amp; Wool blends. They will also have some NEW &amp; beautiful coloured yarn (what you have all been waiting for!!) &amp; loads of specials just in time for this event.</p>	<p><b>Tarnwarncoort (Tarn die)</b> We will be bringing our range of Polwarth wool products including commercially dyed and hand-dyed 4ply and 8ply as well as a Polwarth/Silk blend yarn. Polwarth wool offers a softness in garments, but with a little bit of robustness for wearability. Our flock of sheep are still on their ancestral paddocks! The Tarn die Online Store has lots to explore – with a local pickup option for FibreFest 2023 to save freight, while knowing you can get what you want. Order online before 3 September and collect at FibreFest</p>	<p><b>Bellevue Park</b></p>
<p><b>Batik Oetoro</b></p>	<p><b>The Australian Wool Store</b></p>	<p><b>My Creative Garage</b></p>
<p><b>Castle Handmade</b></p>	<p><b>The House of Wool</b></p>	<p><b>Yarn Dreams</b></p>
<p><b>EleventyOne Windmills</b></p>	<p><b>The Wool Inn</b> FibreFest Special 10% discount offer on all items including yarn, needles and accessories. Beautiful yarns in cotton, linen, silk and wool from well known spinners Malabrigo, Katia, Noro, Ella Rae, Juniper Moon and more Great selection of knitting and crocheted project kits including sweaters, tops, shawls and scarves with free patterns.</p>	<p><b>Lyn Abbott</b> I will have my Created Woven &amp; Eco Dyed wearable art clothing. Also lots of fabulous Handcrafted Wooden Buttons, Tension Lazy Kates, Lazy Susan yarn holders, Yarn Bowls, Warping Yarn Cone Holders all handcrafted.</p>
<p><b>Fibre Arts Shed</b></p>	<p><b>THIS LUSH CORNER</b></p>	<p><b>Fiber Lily</b></p>
<p><b>glenheavenknits</b></p>	<p><b>Three Cats Yarn</b></p>	<p><b>Three Trees Fibre Crafts</b></p>
<p><b>Hodgepodge Skeins</b> will have -</p> <ul style="list-style-type: none"> <li>• exclusive market colourways</li> <li>• one of a kind sock sets</li> <li>• merino and silk yarn</li> <li>• fade kits in 4ply and 8ply</li> <li>• minis available in 4ply and 8ply in a variety of colourways</li> <li>• knit cords</li> </ul>	<p><b>Three Mums' Yarn</b></p>	<p><b>Signatur Handknits</b> Signatur Handknits is offering 10% of all knitting kits during FibreFest. Jane will be displaying 100 garments, allowing you the chance to try on a design before they even cast on! Browse designs: <a href="http://signatur-handknits.myshopify.com">signatur-handknits.myshopify.com</a>, <a href="mailto:jane@sigknit.com">jane@sigknit.com</a> 0427064834.</p>
<p><b>Jokamamo Textiles.com</b></p>	<p><b>Wool 2 Yarn</b></p>	<p><b>Rebecca Muscat Fibre Art &amp; Design</b></p>
<p><b>Kaalund Yarns</b></p>	<p><b>Warped &amp; Twisted Creations</b></p>	<p><b>Pleasant View Fibres</b></p>
<p><b>Natural Yarn Co</b> Natural Yarn Co will have lots of scrumptious new fade sets as well as kits to get you inspired! There will be some exclusive new colours launching, sweater quantities of our favourites and loads of minis. We are planning a FEAST for FibreFest2023!</p>	<p><b>Skip Rope Yarn Co</b></p>	<p><b>Pirate Purl Yarns</b></p>
<p><b>Obsession Yarns</b></p>	<p><b>Pleasant View Fibres</b></p>	<p><b>Luxe Handweaving</b></p>
<p><b>SipKnitYarn</b></p>	<p><b>Pirate Purl Yarns</b></p>	<p><b>Thru the loops</b></p>
<p><b>Spinners Cotton Australia</b></p>	<p><b>Little Bird Makes</b></p>	<p><b>Call of the yarn</b></p>
<p><b>Spunout Fibres</b></p>	<p><b>Fancy Yarns Australia</b></p>	
<p><b>Stitchy Witches &amp; Co</b></p>		





Hand Crafted And Fairly Traded

# YAZZII BAGS

# 30% off

while stocks last

Coupon Code  
**YAZKNIT23**

**CA195**  
Circular  
Needle Binder  
Size Closed  
24.5 X 18 X 2.5 cms  
9.65 X 7 X 1.1 inches



**CA05**  
Single  
Knitting Tote  
Size Closed  
36 X 20 X 11.5 cms  
14.5 X 7.85 X 4.5 inches



**CA245**  
Ergonomic  
Crochet Hook  
Organizer  
Size Closed  
21.5 X 22 X 5 cms  
8.5 X 8.75 X 2.5 inches



sales@yazzii.com

**CA190**  
Knitting  
Needle Case  
Size Closed  
14 X 39 cms  
5.5 X 15.35 inches  
Size Open  
39 X 42 cms  
15.35 X 16.5 inches



\*Discount applicable only on the above bags

@ /yazziicraft | /YazziiCraftBags | /yazziicraftbags | /yazziicraftbags

## Fibrefest bag

<https://www.ravelry.com/designers/knitters-guild>



## FibreFest Special

25% off all sales over \$50



Also completed hand-knitted pure wool rugs for sale.





# Crochet Pattern

# Lace Diamonds Cowl

Pattern by Kelly Lonergan

For pattern support, email [kelly@hazennainspired.com](mailto:kelly@hazennainspired.com)

Skill Level Easy

Size 12cm x 108cm unblocked 13cm x 112cm blocked

## Materials

- 6mm (US J/10) Tunisian crochet hook
- Light 3 weight / DK / 8 ply yarn
- 230m
- Example shown was made with Bendigo Woollen Mills 8 ply Cotton (100% cotton, 485m/200g) in Snow (white)
- 3 buttons, 22mm in diameter
- Buttons used in example were made by 111windmills
- Small amount of thread (to match yarn) and sewing needle to sew buttons
- Yarn needle, scissors

## Gauge

17.5 sts and 18 rows = 10 x 10cm (4 x 4in) in

Tunisian knit stitch

Measure gauge internally on an unblocked swatch.

## Abbreviations

ch	chain
FwP	forward pass
rep	repeat
RetP	return pass
sk	skip
st(s)	stitch(es)
tk	Tunisian knit stitch
tk2tog	Tunisian knit stitch 2 together
yo	yarn over

## Special Terms and Stitches

**End st:** Insert hook under the last vertical bar and the bar that lies directly behind it (2 bars on hook), yo and pull up a loop.

**Return pass (RetP):** Ch 1, \*yo and pull through two loops; rep from \* until 1 loop left on hook - counts as first st of next row.

**Tunisian knit stitch (tk):** Insert hook from front of work to back between the front and back vertical bars, yo and pull up a loop.



**Tunisian knit stitch 2 together (tk2tog):** Insert hook from right to left under next front vertical bar, insert hook from front of work to back between the front and back vertical bars of next st, yo and pull up a loop.

## Construction

The Lace Diamonds Cowl is worked in one piece with flat Tunisian rows. Button holes are made in the final rows. Three buttons are sewn on the starting end. If you choose to make a scarf and not add buttons, work Rows 1-6 as many times as desired then bind off in tks.

## Notes

- The loop on your hook at the beginning of the forward pass is your first stitch. Tighten this first loop to make a nicer edge.
- The last stitch on a forward pass is always worked the same way and will be referred to as “work end st”. See special terms and stitches for method.

## Instructions

### Foundation Row

Ch 21. FwP: Pull up a loop in the back bump of second ch from hook, and in each remaining ch to end. RetP. <21 sts>  
*Note: Every loop on the hook counts as a st (including edge sts). There should be 21 loops on the hook after every forward pass in this pattern.*

### Row 1

FwP: Tks 3, \*yo, sk 1, tks 5; rep from \* once more, yo, sk 1, tks 3, work end st. RetP.

Note: Work into yarn over spaces as you would for a tks.

### Row 2

FwP: Tks 2, \*yo, sk 1, tks 1, yo, sk 1, tks 3; rep from \* once more, yo, sk 1, tks 1, yo, sk 1, tks 2, work end st. RetP.

### Row 3

Repeat Row 1.

### Row 4

FwP: Tks 6, yo, sk 1, tks 5, yo, sk 1, tks 6, work end st. RetP.

### Row 5

FwP: Tks 5, yo, sk 1, tks 1, yo, sk 1, tks 3, yo, sk 1, tks 1, yo, sk 1, tks 5, work end st. RetP.

### Row 6



Repeat Row 4.

**Rows 7-192**

Repeat Rows 1-6.

**Row 193**

FwP: Tks until last st, work end st. RetP.

**Row 194**

FwP: Tks 2, \*tks2tog with last st worked and next st, yo, sk 1, tks2tog, tks 1 in second st of tks2tog,\*\* tks 3; rep from \* 2 more times ending last rep at \*\*, tks 2, work end st. RetP.

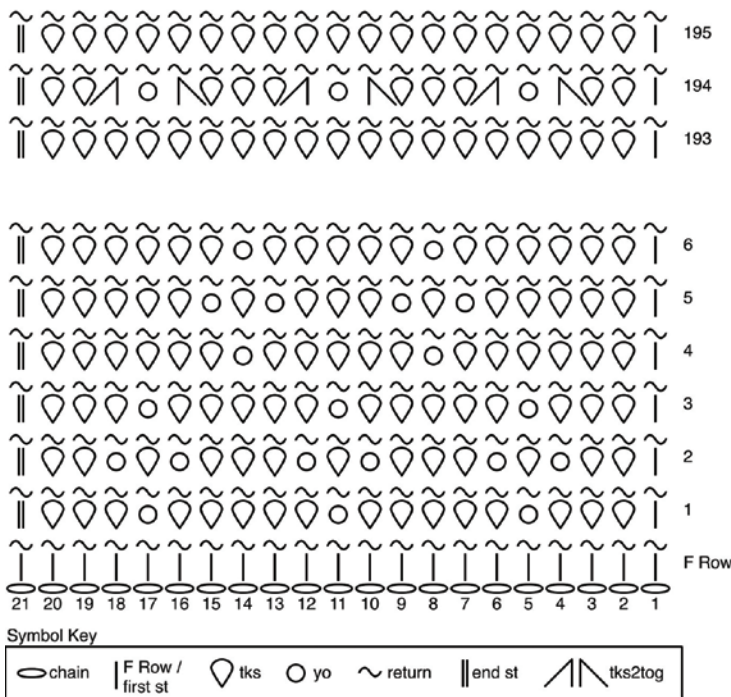
**Row 195**

Rep Row 193.

**Bind off in tks**

Insert hook in next st as for tks, yarn over and pull up a loop, pull this loop through the loop on the hook. Continue loosely across the row. Fasten off.

**Stitch Diagram**



**Finishing**

Weave in ends on the wrong side of the cowl.  
Block cowl according to the recommended method for the yarn type used.  
Sew 1 button on each of the 3 diamonds in Rows 2-4.

**About the Pattern**

*This pattern has been carefully designed and written by Kelly Lonergan from Hazenna Inspired and tech edited by Abbey from Abbeymade.*

*All photos and pattern text are property of Hazenna Inspired and may not be shared, copied, re-sold, or reproduced in part or in whole. You may share photos and/or sell products created from the pattern if credit for the design is given to Hazenna Inspired.*

*I would love to see your beautiful projects! Please tag @hazenna.inspired and use #hazennainspired #lacediamond-scowl on Instagram.*

Thank you! - Kelly  
[kelly@hazennainspired.com](mailto:kelly@hazennainspired.com)  
[www.hazennainspired.com](http://www.hazennainspired.com)



# Guild Information

Executive Committee meetings are held online (via Zoom) from 7.00am on the 3rd Wednesday of each month. Any member is welcome to attend. Please contact the Secretary to obtain the Zoom link.  
[secretary@knittersguildnsw.org.au](mailto:secretary@knittersguildnsw.org.au)

## Executive Committee

**President**

Sally Ogilvie (Woy Woy)  
[president@knittersguildnsw.org.au](mailto:president@knittersguildnsw.org.au)  
0404 165 619

**Vice-Presidents**

Jayne Kelderman (Mid North Coast)  
Pat McGregor (Pittwater)

**Secretary**

Samantha Pearce (Macarthur)  
[secretary@knittersguildnsw.org.au](mailto:secretary@knittersguildnsw.org.au)

**Treasurer**

Raewyn Tippett (Newcastle)  
[treasurer@knittersguildnsw.org.au](mailto:treasurer@knittersguildnsw.org.au)

**Committee Members** Tracey Bonfante (Mid North Coast) Allyssa Carlton (Macarthur) Gerri Ricci (Blacktown) Kathryn Trippett (Blue Mountains)

## Sub-Committees

**Guild Collection:** Merrin Marks (Mid-North Coast) [curator@knittersguildnsw.org.au](mailto:curator@knittersguildnsw.org.au)

**Information Management:**

Sheila Twedde (Newcastle)  
[membership@knittersguildnsw.org.au](mailto:membership@knittersguildnsw.org.au)

**Charity:**

Maureen North (Pittwater)  
[charity@knittersguildnsw.org.au](mailto:charity@knittersguildnsw.org.au)

**A Good Yarn:**

**Editor:** Marianna Thomson (Blacktown)  
[editor@knittersguildnsw.org.au](mailto:editor@knittersguildnsw.org.au)

**Publicity Officer:**

[publicity@knittersguildnsw.org.au](mailto:publicity@knittersguildnsw.org.au)

**Website:** Stella Fava (West Ryde)  
[web@knittersguildnsw.org.au](mailto:web@knittersguildnsw.org.au)

**Workshop Convenor:** Anne Stewart (Capital Region) [workshops@knittersguildnsw.org.au](mailto:workshops@knittersguildnsw.org.au)

**Public Officer**

Stefanie Vogt (Inner City)

## Contact

Secretary: 0437 239 391  
PO Box 460, EPPING NSW 2121

[www.knittersguildnsw.org.au](http://www.knittersguildnsw.org.au)

# GROUP REPORTS

## BLACKTOWN

It has been a big few months for the Blacktown Group! As usual, our talented members have kindly shared their skills in our monthly workshops. In our May meeting Adele demonstrated how to knit trauma teddies with minimal sewing up; and our July meeting featured a mosaic knitting workshop led by Hripsime.

In June, we met at the Grounds Keeper Cafe to celebrate WWKIP Day, which happened to coincide with the 10th anniversary of the first meeting of our Group. We were very pleased to have a surprise visitor, our Group's founder Merrin Marks - thank you Merrin for joining us for this occasion! It has certainly been an eventful 10 years, and we look forward to many more to come.

**Katherine Flanagan, Secretary**

## BLUE MOUNTAINS

This past quarter we've been busy sampling the wares from some lesser known independent dyers from our local area, engaging in that other hobby of many knitters and crocheters: stash enhancement! In June we were treated to plush delights from Paul from Dragon Blue, and at our July meeting Aleisha and Kathryn from the Natural Wool Co tempted us with their wares.

In June many of our members took to the road on a day trip down to Canberra for the Old Bus Depot Markets. We were all grateful to Claire for organising the bus, goodie bags, and on-road entertainment. We're pleased to report that unlike our last bus trip where everyone won the bingo at the same time, this year the games ran without a hitch! The day was enjoyed by all, with great company and yet more opportunities for stash enhancement.

July has been a little quieter, with many of our members flocking south for the Bendigo Wool and Sheep Show. We hope they've all had a fabulous time. There will certainly have been ample opportunity for

showing off knitted and crocheted fashion, with weather that is best described with a term introduced to our group by resident logophile, Ruth, wool-friendly!

Until next time, happy crafting!

**Luke Shilson-Hughes, Secretary**

## CAPITAL REGION

The Capital Region Group has had a very busy time in the last two months, with workshops, our 10th Birthday Party and a stand at the Canberra Wool Expo weekend.



*Capital Region - our members and cake*



We welcomed Jane Slicer-Smith on 13th May for a 'fit and flatter' workshop with many opportunities for participants to try on her fabulous knitwear. Among other things we learned how to fit shoulders and sleeves, and Jane was able to tailor her garments to fit our different shapes and sizes. We are looking forward to working together as a group on several of her patterns and garments in the coming months.



*Above: Rona modelling a blue jacket  
Left: Christianna modelling a mustard jacket*

As an added bonus on the same day we celebrated our 10th birthday with cake, games and knitting fun. We welcomed several of our foundation members who regaled us with stories from the early meetings.

The Canberra Wool Expo was our third 'adventure' in May, when traders, vendors, indie dyers and yarnies in general gathered at the Old Bus Depot Market for a weekend dedicated to yarn, from handspun, roving, hand-dyed and commercial yarns, with an abundance of notions and accessories (plus food vendors galore). We had a stand to promote the Guild, with items for sale and on display. We set up a giant pair of knitting needles and yarn, and French knitting on a converted stool. Kids and adults alike had a great time juggling them!



*Fran at the Wool Expo and the giant sets*

At our July meeting we hosted a workshop with Sue Hobbs on 'Two-handed Colourwork' with 26 participants, many of whom had prepared for the workshop by learning continental knitting techniques at our previous meeting, demonstrated by our Guild members.



*Sue Hobbs' workshop explaining float catching with Karin and Liz*

We have welcomed several new members to our group and hope they are enjoying their knitting or crocheting journey with us.

**Liz McNally, Secretary**



## CLARENCE VALLEY

It's been a cold winter for us northerners, but a great excuse to wear those cowls and socks.

The past few meetings we have attempted brioche, with lots of laughter, lots of mistakes and some good results. Evol is the most patient teacher and I'm sure we have tested her.

Early August we spend two days at the Seelands B&B. It is our Knitters' Retreat that we enjoy each year; with lots of knitting and shared ideas. Our next project is entrelac - it is new to some of our group and it will be interesting to see how we all fare.

**Jenny Moar, Publicity.**

## CROCHET TURRAMURRA

No report received.

## EPPING

The Epping Group continues to present a varied education program. One interesting education day found members bringing in their UFO items and helping each other to motivate that spark to complete that long time, hidden away treasure; a job we can all relate to. That's real group education.

Recently our very talented knitter, Brenda Horne, delighted us with two lace knitting sessions. Many Guild members would've seen the extensive lace items Brenda displays at annual craft exhibitions. I myself own three of Brenda's scarves that I've purchased.



*Brenda Horne's lace knitting group*

Our member, Daphne Ferguson, from Sip, Knit, Yarn gave the group the same presentation she had given at the Epping - Guild's 2023 AGM. It was a wonderful presentation of the history of Daphne's magnificent blanket knitting. We have all seen many of these blankets at our monthly Show and Tell through the years. We were then able to view Daphne's vast book collection and Fern's (husband) and George's (brother-in-law) wooden knitting products, first hand.

Again, a very successful Biggest Morning Tea was well attended and



*Epping - Sip Knit Yarn presentation*



*Epping - entries for BMT*

enjoyed by all. Our chosen highlighted cancer for the knitting competition was Prostate Cancer: blue.

Our charity person, Maria Stagnos, continues to distribute our charity items which have been well received by the St Vincent de Paul van, Lewisham, with smaller blankets going to aged care homes. Total charity items January to May 2023 is 83. This amount does not include our donated excess small motel soap, shampoos, conditioners etc that are collected on our travels.



*Small selection of vast charity knitting*

**Shirely Gregory, Publicity**

## EPPING CROCHET

The group has been working on towel toppers of varying types: animal faces, little dresses and standard toppers.



*Epping Crochet - animal face towel toppers*



*Epping Crochet - dresses and towel toppers*

We have also made a lot of dark green corner-to-corner squares that Ann A is going to join into a rug for charity. Our next project will be baby or toddlers' jackets which will also go to charity. We welcome new members any 2nd Monday of the month from 12.30pm to 2.30pm.

**Anne Moore, Publicity**

## GOULBURN

The last few months have seen our group quietly busy.

With winter well and truly upon us, it saw us tucked up in front of a fire for WWKIP Day, knitting and crocheting while enjoying hot drinks.

As usual, the day was well attended.



*Goulburn - WWKIP Day*

We were invited to man a stall for a few hours at a local yarn festival with a number of people showing interest in joining up.

Yarn may have been purchased!



*Goulburn - yarn stall*



School holidays saw our group hold classes in the local library to teach primary school children how to knit. Classes were held both weeks, and after warming up to their instructors, the children had quite some fun.



**Stephanie Lanzetti, Publicity**

This was a total but yet lovely surprise and we are very proud of our achievements. We have captured the attention of our local community, including our local member for Hume, Wendy Tuckerman.

This shows how getting out there, in our local community, has made those in higher places aware of our work and our existence.



**Bev Artiss, Convenor**

**INNER CITY**

The Inner City group meets on the 2nd Saturday of each month at Cliff Noble Community Centre 24 Sutton St Alexandria from 11am-1pm.

Next meeting will be held on

Saturday 12th August, when we will be making bunting. Bring your needles and spare yarn from your stash if you want to participate, or just come along and enjoy the social knitting and fellowship.

**Jo-Anne Hewitt and Kaye Stefanovic, Co-Convenors**

**INNER WEST**

At our April meeting Asa introduced us to knitting with beads using different approaches and we went home with a beautiful knitted and embellished bracelet. Several members also brought along beautiful knitted and beaded shawls for Show and Tell which were an inspiration for those new to the technique.

However, our main focus has been preparing items for our charity, 'Elsie Women's Refuge' located in Glebe. Last month, including donations from Southern Group and friends, our convenors Asa and Carol presented 'Elsie' with 61 items (24 beanies and hats, 13 scarves and small shawls, 11 blankets and small rugs, nine cowls, three children's items and one pair of fingerless gloves). These will be shared with another refuge in Lewisham.



*Inner West - charity knitting*

In June we welcomed Mieke to our group, and Sally Ogilvie kindly accepted our invitation to talk to us about the Guild and upcoming events this year. We also had a chance to raise issues and make suggestions which were well received. There was a particularly robust discussion about the poor quality of the display cabinets and method of display provided at the Easter Show. It was good to hear first-hand the efforts the Guild has made to try and resolve the problems.

**Louise Zaluzny, Secretary**

**KATOOMBA**

The Katoomba Group has had some great meetings with lots of fun knitting projects, and of course, great conversation while knitting and crocheting. It's been particularly great to see over the last couple of months our knitters learning to crochet and the crocheters picking up the needles and learning to knit.

Some really interesting projects came off the needles (and hooks) recently, particularly Anna's gorgeous hot water bottle cover.



*Katoomba - Anna Fundelic's hot water bottle cover*

Sharn shared her tales from her latest trips and showed some of her yarn souvenirs (aren't they the best kind of souvenir?). Anna showed us her mitts that she has been making so great for these colder months.



*Katoomba - Anna Stanley's lovely mitts*

**Margaret Hardwick, Secretary**



## KIAMA

The Kiama Group continues to be underpinned by the values of kindness and generosity of spirit. Several of our members have contributed to Wrap With Love by knitting or crocheting blankets for vulnerable communities in need. Our charity knitting focus for this quarter has been knitting various clothing items for Australians Knitting for War-Affected Kids. Some lovely woollen garments will be packaged up and sent off soon. In addition to our knitted contributions, some of our members have partnered with the CWA to support the people of Eugowra by donating various household items to help build that community up following the devastating floods.



Kiama - Agdha's WWL Blanket

**Anne Phillips, Convenor and Iman Aziza, Secretary**

## KU-RING-GAI

The Ku-ring-gai Group were invited to be part of NSW Heritage Week Activities at heritage-listed Woodlands in April.

Woodlands was the home of Australian author Ethel Turner, and it was where she wrote 'Seven Little Australians' and sequels 'Family at Misrule', 'Story of Baby' and many others.



The Lim family - who now own Woodlands - very generously opened their home to the public.

The Group were able to promote the Guild, display work, provide instructions in basic knitting and crocheting and provide membership information.



Ku-ring-gai - showcasing the Guild

The Group also met in a local cafe for WWKIP Day.

Both of these activities promote and publicise the joy of knitting, and allow sharing of skills and assisting in keeping the crafts alive and thriving.



Ku-ring-gai - at a local cafe for WWKIP Day

The Group also continue to meet monthly for friendship and workshops.  
**Gayle Parker, Convenor**

## MACARTHUR

The Macarthur Group celebrated WWKIP Day on Saturday 24th June. We visited the new Gardens Cafe located in the Mt Annan Botanic Gardens. All who attended had a great catch up, a nice meal, a load of laughs, and of course shared some amazing items in Show and Tell.

Pictured are the ladies all enjoying each other's company.



One of our members is having treatment at the Chris O'Brien Lifehouse in Camperdown, and our group has been knitting beanies to be donated for anyone who is receiving cancer treatment — the Macarthur Group hope our beanie donations will not only keep heads warm but also brightens their days with so many great colours and styles.

Pictured are some of the assorted beanies we have created.



Macarthur - mosaic crochet blanket made by Sue Smith

**Alison Wootten, Publicity**

## MAITLAND

Since our last report the Maitland Group have been steadily creating items for charity and personal uses. Donations to charities have been both local and overseas, but in all instances the gifts have been greatly appreciated.

For WWKIP Day the group gathered at a gorgeous hotel on the banks of the Hunter River in Raymond Terrace and enjoyed a day of great food, knitting, crochet and friendship. Our next group project is to knit the Tessallated Vest by Andrea Mowry. Part of the journey will be sharing colour choices and working out what





Maitland\_ July WIPs

works best for the mosaic vest.  
**Cynthia Mulholland, Treasurer**

## MID NORTH COAST

No report received.

## MUDGEE

We have a small membership, and attendance at meetings has been restricted because of illness and other obligations, but we have thoroughly enjoyed one another's company at our monthly meetings. We are happy to be donating our skills to those in the community who can benefit from them.

At our most recent meetings, we have been focusing on the need to keep warm in winter. Members have knitted squares for blankets for Wrap With Love or local charities which accept donations of rugs/knee rugs. We held one workshop on Swiss Darning on some of the squares knitted, and then another workshop on crocheting the squares together. Members are also knitting beanies for charity.



Mudgee - rug squares joined

**Sally Colley, Convenor**

## NEWCASTLE

On 10th June as part of WWKIP Day about a dozen members met for morning tea on the deck of a local pub overlooking the harbour. A lovely location with coffee delivered from the pub.

In preparation for our biennial exhibition on 3rd and 4th May 2024, members have been creating squares for

blankets to be raffled. One is crocheted cotton squares and the other striped mitred squares. Many members are contributing and soon it will be time to start the sewing up. Member Melissa Russell is also crocheting a shawl, giving us three wonderful prizes. All proceeds from the raffle will go to our current charity Mentor Support Network. Donated wool and cotton are being used.

Our most recent knowledge sharing activities were mini-workshops by member Catherine Lee on knitting a top-down jumper (no seams!) in June, and in July members Carolyn Dean and Carolyn Gibbons presented one on crocheting toys.

Our current challenge is to creatively use those scraps of fibre that are too small for anything but which we can't throw away. We've already seen some great crochet baskets.

Finally, the group had a table at Craft Alive. It was an opportunity to display members' work and introduce participants at the event to Knitters' Guild, Newcastle.

**Katherine Heinrich, Convenor**

## NORTHERN TABLELANDS

Our group has concentrated on advertising our presence by knitting in public three to four times a month, and increasing our presence on social media. We have also explored the idea of running some workshops. Meanwhile we have enjoyed knitting and crocheting beanies, fingerless gloves, rugs and even a jumper which have been donated to a couple of local charities.

**Ingrid Chaku, Secretary**

## PITTWATER

The Pittwater Group has been very busy over the past three months with a variety of group activities. We've had a number of exciting workshops, including a 'Mosaic Crochet Workshop - The basics of doing the Apache Tears design' - an introduction to overlay mosaic crochet given by Cathy Aggett on 20th June; a Shetland Lace workshop given on 24th April; and on the 18th of July, Lene Knezevic is presenting an introduction to Tunisian crochet.

The group has been conducting both a KAL and CAL this year. For the KAL, members were provided with some blue and white 8-ply yarn to make single bed blankets for the new Bear Cottage in the old Manly Hospital - a special hospice for youth

and young adults. Members were given the option of knitting either a 6" or 12" square using a variety of designs given in books brought to the meetings, or their own. Once enough squares were brought in, they were knitted together to make two beautiful rugs, with a third also on its way.



Most of those who knit participated in the activity, with beautiful resulting squares. For our CAL, we're working on the first 18 rows of 'Marnie's Garden' by Vanessa Smith of Hooked on Sunshine.

Another activity our group manages is a public display located in Mona Vale Library, where the group owns a display cabinet, the display of which is changed regularly. The current display is 'Hands and Feet',



Pittwater - hands and feet



including booties, socks, slippers, gloves and mittens.

**Cathy Aggett, Member**

## SOUTHERN

April 2023 was the 35th anniversary of the Southern Group of the Knitters' Guild NSW!

Our very own Gemma Lawrence organised Sarah, Nurse Unit Manager of St George Hospital's Special Care Nursery (SCN) to come and speak to us and take receipt of a box of handmade accessories for the babies. The SCN is a regular recipient of handmade items from members of our group, and Sarah was able to tell us what kinds of things the SCN can make use of. It was so good to hear from her directly and we hope that her visit will rekindle the connection we have with this very special place.

We put on a display of special hand knitted and crocheted makes for all to see. Barbara Horsley brought along an impressive range of award-winning tea cosies and several members brought along hand knits they'd made literally decades ago that look freshly made!

Two of the founding members of our group were present: Beryl Mercia and Fay Ellsworth. Together they cut our celebration strawberry and cream cake and spoke to us about our group's history. Fay remarked that while she hadn't been to a meeting in a long time, the group feel was just like it was when it first started. We are a very social and inclusive bunch of makers.

Robynn Ross from the Guild committee also came along for a visit. She remarked that Fay Ellsworth was the reason she joined the Guild and learned that there really was more than one knitting cast-on method!

In Easter Show news, two of our members have taken out ribbons at the show this year. Barbara Horsley has taken out the top gong (again!) for her latest creative tea cosy and Karen Gaskell with



*Southern - Barbara Horsley's winning tea cosy*

a highly commended for her crocheted granny square coat.

**Sheridane Kumanidis, Co-Convenor**

## SOUTHERN HIGHLANDS

It was wonderful to see the joy on members' faces when they showed the group their prize winning garments from the regional local shows. This season some of us trialed the E. Zimmerman's Nautilus Tam O'Shanter, with varying levels of success, as we followed an idea more than an exact pattern from one of her books published after her death. Most members continued to work on independent projects and demonstrate their cleverness and skill in Show and Tell sessions.

**Robynn Ross, Convenor**

## THE ENTRANCE

We have had a busy few months with new members, sponsorship of the Knitting and Crochet competition at the Central Coast Regional Show, accepting an offer of a free stall at the new markets at Mingara Recreation Club one Sunday a month to promote the Guild and sell some items, and some workshops and tutorials during our meetings.

Entries were up for the Show (and the standard of work was exceptional) after the disappointment of last year when there were so few entries that we had to make the decision to cancel. We have had several new members join both Coast groups as a result, with quite a bit of interest from people attending the markets. The members who manned the stalls at these ventures (especially the very cold mornings at the markets) are to be commended for their efforts, although most would say that the time was enjoyable. We incorporated our WWKIP Day at the June market stall.

We have had tutorials and workshops on I-cords from Toni, and Tunisian crochet from Caroline which were well received and are planning on crochet for beginners as part of our workshop days in November.

Visitors are always welcome and we love seeing new faces at our meetings. Thank you to those dedicated members of our Group, your help and support (especially to me for AKWAK) makes it very special.

"Properly practised, knitting soothes the troubled spirit and it doesn't hurt the untroubled spirit either"

**Prue Smees, Member**

## WEST RYDE

Meetings continue monthly with good attendance. We have welcomed four new members recently with two more pending. One lady enjoyed her trial night so much she joined the Guild the next day.

**Beth Clothier, Convenor**

## WOLLONGONG

The new Wollongong group has started meeting at the Balgownie Village Hall at 10:00 am on the second Saturday of the month. We have a steady number of members and regular visitors and know that we will grow over time.

We have had the most inspiring Show and Tells, with members bringing their treasures for others to enjoy browsing; books, yarns, patterns and kits from all over the world as well as sharing their knowledge of local Australian yarn producers and dyers.

Even though we have only been meeting for a few months, we seem to have packed a lot in.

Back in January, some of our members went on joint group retreat in Murrumbateman where they rekindled the friendships made at the August Guild gathering. It was a wonderful weekend and the plan is to hold this event annually in February. Murrumbateman is a great place for a weekend away with lots of opportunities for good eating, yarn tasting and drinking.

In February, Lee held a class on the corner-to-corner crochet technique and in March we had a hands on dyeing workshop. We enjoyed splashing around learning about the process and taking home a skein or two of yarn in our personal bespoke colourway. In May Lee showed us the brioche knitting technique and Sabine taught us how to tackle double knitting in June.

Workshops are tailored to the members' requests, and sessions on pattern chart reading, finishing tips and crochet techniques are in the works.

Many of us are looking forward to meeting other members and seeing old friends at FibreFest in September, and we are excited to be celebrating our first birthday on October 23.

Happy knitting and crocheting to members – we'd love to see some

new faces visiting us at our new meeting place.

**Ailsa Daly, Secretary**

## WOY WOY

Woy Woy has grown so much over the last few months we have had to move home! Our new meeting place is the Anglican Church Hall, Woy Woy.

We have been fortunate enough to have workshops on crochet flowers, how to reuse things around the house for your tools and a talk on how the Guild runs.

Congratulations to August for her prize in the Easter Show, and to Sally for her election as President. (Is world domination next?). We also had good representation at the Central Coast Show.

Our group has collected items to give to our local charity, We Care Connect, as well as for Australians Knitting for War Affected Kids (AKWAK).

The monthly coffee mornings at one of our local cafes have been popular, and we get to meet lots of new people that way. Our local WWKIP Day was also held at the cafe and several members enjoyed lunch there.

Before the end of the year, we will have workshops on entrelac, beading and a destash day - watch KG Bytes for dates.

Congratulations to Laura Nicholson, from Woy Woy Group. Laura placed second at the Australian Sheep and Wool Show at Bendigo this year, in category 35: handknitting and crocheting - other natural animal fibre; article.

She knitted a two-colour brioche shawl. The pattern is Brioshoreline by WestKnits and the yarn is Blackwattle 2-ply Lilly Pilly in masquerade (darker colour) and winter wonderland.

*"I first entered the Australian Sheep and Wool Show woolcraft competition in 2017 when I knitted a hat and received a highly commended certificate and yellow ribbon. I decided to enter my two-colour brioche knitted shawl this year and I received second place and a red ribbon. I was so proud to complete the project and enter the shawl for display at Bendigo however I was not expecting to*

*receive this award. It's also been nice to learn from the judges' comments and I can use their feedback to improve my craft."*

**Mary Carlos, Secretary**



## Vale Audrey Dixon

Foundation and Life Member

Audrey was a very talented lady who loved colour and design. Audrey was a member of the Northern Group for a number of years before changing to Ku-ring-gai Group

She organised the Guild's most successful 10th birthday exhibition, which was held at Darling Harbour Exhibition Hall and asked all members to contribute an item.

The Guild benefited from Audrey's expertise and her many classes.

*This is a photo of a wall hanging of Audrey's which we have displayed in our home.*

We are all saddened by her passing.

**Margaret Reid**, Ku-ring-gai and Epping Group.



Life Members -Margaret Reid, Brenda Home, Audrey Dixon & Phyll Morris



# Meet the Members

## Allyssa Carlton

Allyssa Carlton is a member of the Macarthur Group. She has been actively involved in the Guild for about four years and is a member of the Executive Committee.



**What's your knitting/crochet super-power?** *I'm not afraid to try different things now. It's all a variation of knit and purl and if I make a mistake I can either fudge it or restart it.*

**What's the most recent technique/tip you have learnt?** *At last year's FibreFest I took a workshop on two-handed knitting (for colourwork) and I would like to keep going with that.*

**What's next on your 'learn to do' list?** *I'd like to do some more brioche work.*

**How long have you been knitting/crocheting?** *Feels like all my life. I learnt quite young from my mother and the family women around us. I've put it down and picked it up again numerous times over the years and finally it feels like it's stuck with me.*

**What do you know now that you wish you'd known when you started out?** *It really doesn't matter if you make a mistake, it's not the end of the world.*

**WIPs (work in progress) – do you like to focus on one or two projects at a time or do you have more projects on the go than there are days in the week?** *At the moment I've only got one on the go but usually I have a couple. One that I have to concentrate on (preferably*

*with no one around) and another one that I can do that doesn't need so much concentration. And sometimes another one because I'm a glutton for punishment.*

**You notice a small mistake – do you rip back or carry on?** *Depends. If I can fudge it and it's not bothering me, I keep going. Other times, the mistake seems to influence everything else and then I make more mistakes so I have to rip back anyway.*

**Why do you enjoy being a member of the Knitters' Guild NSW?** *The people - there are all the friends I've made at Macarthur Group and other people I've met at various events and workshops. The diversity of everyone's projects always gives me inspiration. And the amount of knowledge contained in this 'little' organisation is astounding and seemingly never-ending - it blows me away.*

**What are your favourite colours?** *Mostly deep autumnal colours.*

**What would we see in your stash?** *Feels like everything at times. I've become partial to sock yarn so there's a fair bit of 4-ply. And variegated yarn - I've really got a thing for that.*

**When you're not knitting or crocheting you are....** *Trying to decide what my next project is.*

## Kelly Lonergan

Kelly Lonergan is a member of the Newcastle Group. She has been actively involved in the Guild since late 2022.



**What's your knitting/crochet super-power?** *Avoiding tails I have to weave in or seams to sew. I like projects that are seamless and only one colour. Some might think that is boring, but if I have too many tails or seams, I'll never finish a project!*

**What's the most recent technique/tip you have learnt?** *Tunisian crochet in the round. I love that it's an easy way to integrate colour work in a project, but in a way that keeps tails to a minimum.*

**What's next on your 'learn to do' list?** *Lace has really been catching my eye lately, both knitted and crocheted. I would love to figure out if knitting and crocheting lace techniques could be applied to Tunisian crochet (which is my favourite yarn craft).*

**How long have you been knitting/crocheting?** *25+ years. When I was young, I learned how to knit from a family friend and how to crochet from a book. I continued knitting and crocheting simple projects over the years. It was usually just a winter hobby for me until two years ago when I decided to start a crochet business. Since then, I have enjoyed crocheting any chance I get! Although I have been tempted lately to pick up my knitting needles again for a change...*

**What do you know now that you wish you'd known when you started out?** *I wish I would have known that the yarn I choose for a project really matters! Sometimes (or most of the time) it's worth investing in quality yarn to create beautiful projects.*

**WIPs (work in progress) – do you like to focus on one or two projects at a time or do you have more projects on the go than there are days in the week?** *Just one or two projects at a time for me. If I have too many projects going at once, I'm less likely to finish anything. Lately, I've been enjoying working on two projects, one that is my own design and one from another designer (my current WIP is a Susannah Sweater by Susannah Kate from Peppergoose Design).*

**You notice a small mistake – do you rip back or carry on?** *Depends how noticeable the mistake is. I tend to be a perfectionist so if I can quickly fix a mistake,*

especially if it is obvious, then I will fix it. However, all of the blankets that I've made in the past couple of years have mistakes in them. They weren't too noticeable and it wasn't worth the time to fix them. If anyone finds the mistakes, it'll be a reminder that the blanket was made by a human!

**Why do you enjoy being a member of the Knitters' Guild NSW?** I love meeting with other people who enjoy crocheting and knitting. It's wonderful to share projects, knowledge, and inspiration with each other. Our library in Newcastle is also such a great resource to have access to!

**What are your favourite colours?** Any shade of blue-green!

**What would we see in your stash?** My small stash is mostly Bendigo Woollen Mills cotton and wool. I love working with their yarn! One of these days I would like to visit the factory. I tend to be very disciplined when it comes to buying yarn. I won't usually buy it unless I know what I'm going to make with it.

**When you're not knitting or crocheting you are....** A Mum! My daughters, Hazel and Sienna, are 5 and 3 years old. If I'm not crocheting when they are at preschool or sleeping in the evenings, I'm tech editing crochet patterns for other designers. I started my crochet business, Hazenna Inspired, so I could stay at home and spend more time with my girls.

Advertise  
in

**A Good Yarn**  
Knitters' Guild NSW

If you wish to place an ad in the magazine please contact:  
[editor@knittersguildnsw.org.au](mailto:editor@knittersguildnsw.org.au)



Once again it is time for us to review the past year of the Knitters' Guild activities, challenges and achievements. It has been a year of challenges, but also achievements and enjoyable activities. This has been a year when most members have been able to get back to their regular meetings. While Zoom allowed many of us to keep in touch, there is nothing quite like the camaraderie of catching up. We share ideas, we learn from each other and we proudly display our finished objects to like-minded people who can really appreciate the skill and work that is involved in our craft.

The Knitters' Guild was represented at the Sydney Royal Easter Show, The Sydney Craft & Quilt Fair, various regional shows and the Dungog Knitters' Picnic to name a few. We have sponsored knitting prizes in the Sydney Royal Easter Show and regional shows and allowed people who are not knitters to enjoy our work.

The Guild has also become involved with the Textile Educators' Association (TEA) to foster and encourage young knitters. We sponsor a prize for excellence in knitting or crochet at the TEA's annual TexStyle awards. These awards are held in March for the previous year's HSC students' major works.

The winner receives membership and \$250 to spend on yarn, patterns or equipment and the runner up receives membership. We hope to build on this relationship into the future.

This year FibreFest was again postponed because of rain before finally being held during October. The decision was then made to move FibreFest to a more accessible and weatherproof venue. The current organiser, who had run several successful FibreFests in the past, withdrew from the organisation of the event, and Jayne Kelderman now heads a committee of very able members who are organising a wonderful event at Wyong Racecourse.

The website, which has been very well managed by Guild volunteer Kate Semler in the past, was in need of an update. Raewyn Tippett (our hard working Treasurer) took on the additional job of understanding and researching what was needed to update the website. The updates are now in progress and the website is being managed by a committee. If you feel you have some knowledge in this area and want to help please consider joining the committee.

Raewyn also took on the big task of updating the membership database. This is essential to the seamless func-



FibreFest 2022





tioning of the Guild and one of those behind the scenes tasks that aren't really noticed until something is not functioning. Thanks to Raewyn's many hours of hard work the database is now an accurate record of membership.

Robynn Ross took on the task of writing and updating the Knitters' Guild Knitting Certificates: Stages one, two and three. These will soon be available for all members to complete if they wish, and will give them a certified recognition of knitting skills from the Guild.

Sally Ogilvie once again took on the massive job of managing and organising a very successful Gathering. The Gathering is set-up to provide workshops and social events at a very affordable price so all members can participate.

We thank Jayne Kelderman for heading the new FibreFest committee; Marianna Thomson for producing A Good Yarn four times a year; Sally Ogilvie who kept us in touch with KGBytes and representing the Guild at the Knitters' Picnic at Dungog and taking on workshop convenor; Clare Hacker for taking over KGBytes; Presley Liauw for managing the Facebook page; Abbey Bongers for managing the Instagram account; Robynn Ross for being the contact for Facebook and Instagram; Caroline Craig for producing the members' badges; Merrin Marks and Caroline Craig for being caretakers of the Guild collection; Sara Aylett, Elizabeth Clothier, Sally Ogilvie, Abbey Bongers, Elizabeth Moss, Donna Edgar, Jennifer Loupis, and Jane Downey for their judging work; Maureen North for managing the Guild phone and donation and charities, and Stefanie Vogt our Public Officer.

Thank you also to the many members who represented the Guild by

staffing information tables at the Sydney Royal Easter Show and the Sydney Craft & Quilt Show.

Many thanks to all the group convenors, treasurers and secretaries without whom the Knitters' Guild would not function.

Thank you to the members of the Executive Committee: Patricia McGregor (Secretary), Raewyn Tippett (Treasurer), Margaret Harradine, Jayne Kelderman, Robynn Ross, Gerri Ricci and Maureen North (Members).



If you can, please consider joining one of the committees such as FibreFest or the website, or even contact the Executive Committee and ask how you could help. The more people who contribute the lighter the load.

This has been a challenging year for your committee because we were without a President. Your committee is the representation of members and joining us allows you the chance to participate in the decision making processes. Though you may not personally agree with every event and decision, everything that takes place is done with the best interests of the members and the Guild. The Guild cannot run without the support and participation of members and to be a thriving, active organisation we need the members to participate in the Executive Committee. When you join the committee you gain a much deeper understanding of the running of the Guild and the various tasks that are managed by many different members. If you have never been on the Committee but have considered, please do stand in the future.

**Hannah Smith (Vice President)** and **Julie Hogan (Vice President)**.

# Retail members

## 24 Mile Hollow Yarn Co, Kandos

W: [www.24milehollowyarnco.com.au/](http://www.24milehollowyarnco.com.au/)  
E: [24milehollowyarnco@gmail.com](mailto:24milehollowyarnco@gmail.com)

## Adagio Mills, Hawkesbury

W: [www.adagiomills.com.au](http://www.adagiomills.com.au) E: [info@adagiomills.com.au](mailto:info@adagiomills.com.au)  
Facebook: [adagioalpacamills](https://www.facebook.com/adagioalpacamills) Instagram: [adagiomills](https://www.instagram.com/adagiomills)

## Australian Alpaca Yarn - Alpaca Ultimate

Facebook: [www.facebook.com/alpacaultimate/](https://www.facebook.com/alpacaultimate/)  
W: [www.australionalpacayarn.com.au](http://www.australionalpacayarn.com.au)  
E: [sales@australionalpacayarn.com.au](mailto:sales@australionalpacayarn.com.au)

## The Australian Wool Store

W: [theaustralianwoolstore.com/](http://theaustralianwoolstore.com/)  
P: 0408 880 441

## Batik Oetoro, Gateshead

3/11 Nevin Close Gateshead NSW 2290  
W: [www.dyeman.com](http://www.dyeman.com) P: 02 4943 8808

## Beadoodads

W: [www.etsy.com/au/shop/beadoodads](http://www.etsy.com/au/shop/beadoodads)  
E: [beadoodads@gmail.com](mailto:beadoodads@gmail.com)

## Bendigo Woollen Mills

4 Lansell St Bendigo VIC 3550  
W: [www.bendigowoollenmills.com.au](http://www.bendigowoollenmills.com.au)  
E: [info@bendigowoollenmills.com.au](mailto:info@bendigowoollenmills.com.au)  
P: 03 5442 4600

## Birdhouse Fibres

W: <https://birdhousefibres.com.au/>  
E: [hello@birdhousefibres.com](mailto:hello@birdhousefibres.com)

## Blackwattle Yarn, Murrumbateman

315 Patemans Lane Murrumbateman NSW 2852  
W: <https://blackwattleyarn.com.au/>

## Brindabella Yarn Craft

[www.brindabellayarncraft.com.au](http://www.brindabellayarncraft.com.au)  
[fb.me/brindabellayarncraft](https://www.facebook.com/brindabellayarncraft)  
Instagram: [@brindabellayarncraft](https://www.instagram.com/brindabellayarncraft)

## Bumblebee Knits & Yarns new

We are a boutique online yarn store and supply a limited selection of beautiful, luxurious yarns, kits/patterns, hand dyed yarns and accessories for delivery Australia wide. We are excited to be hand dyeing our very own yarns, 'Bumble Bee Yarns', in our hometown of Bowral, located in the beautiful Southern Highlands of NSW.

E: [info@bumblebeeknits.com.au](mailto:info@bumblebeeknits.com.au)  
W: [bumblebeeknits.com.au](http://bumblebeeknits.com.au)  
Instagram: <https://www.instagram.com/bumblebeeknitsandyarns/>

# Retail members



**Castle Handmade**, Southern Highlands  
W: [www.castlehandmade.com.au](http://www.castlehandmade.com.au)  
P: 0416307408

**Convent and Chapel Wool Shop**,  
**Rylstone**,  
52 Louee Street Rylstone NSW 2849  
W: <https://conventandchapelwool.com/>  
P: 0409 564 747

**Crafty Frog, Kambah, ACT**  
107 Marconi Cres Kambah ACT 2902  
W: [www.craftyfrog.com.au/](http://www.craftyfrog.com.au/)

**EleventyOne Windmills**,  
W: [www.eleventyonewindmills.com.au](http://www.eleventyonewindmills.com.au)  
Instagram: @111windmills

**Euro Sew and Knit Wholesale Only**.  
ABN required. W: [www.eurosk.com.au](http://www.eurosk.com.au)  
E: [service@eurosk.com.au](mailto:service@eurosk.com.au)

**Fibre Arts Shed, Central Coast**  
W: [www.fibreartsshed.com.au/](http://www.fibreartsshed.com.au/) P: 0422  
160 506

**glenheavenknits**  
W: [www.etsy.com/au/shop/glenheavenknits](http://www.etsy.com/au/shop/glenheavenknits)  
E: [glenheavenknits@gmail.com](mailto:glenheavenknits@gmail.com)

**Great Ocean Road Woollen Mill** *new*  
A small family run business, based in Ballarat, creating 100% Australian yarns in the most sustainable and environmentally friendly way.  
All yarns are made right here by us, using Australia's best and softest fibres.  
W: <https://gorwm.com.au/>  
E: [hello@gorwm.com.au](mailto:hello@gorwm.com.au)

**Greta's @ Roseville**  
72 Pacific Highway Roseville NSW 2069  
[www.gretasroseville.com.au/](http://www.gretasroseville.com.au/)

**Grumpy Ginger, Wyong**  
145 Alston Road Wyong NSW 2259  
Facebook: Grumpy Ginger Yarn  
Company Instagram: Grumpy.Ginger.Yarn  
W: [www.grumpyginger.com.au](http://www.grumpyginger.com.au)

**Hive & Gobbler**  
221 Dowling Street, Dungog NSW 2420  
W: <https://hiveandgobbler.com.au/>

**Hodgepodge Skeins**  
W: [www.hodgepodgeskeins.com/shop](http://www.hodgepodgeskeins.com/shop)  
E: [kaz@hodgepodgeskeins.com](mailto:kaz@hodgepodgeskeins.com)

**The House of Wool, Leura**  
142 Leura Mall Leura NSW 2780  
W: [www.thehouseofwool.com.au](http://www.thehouseofwool.com.au)

**I Wool Knit, Bungendore**  
W: [www.iwoolknit.com.au/](http://www.iwoolknit.com.au/)  
E: [sales@iwoolknit.com.au](mailto:sales@iwoolknit.com.au)

**Jokamamo Textiles**  
W: [www.jokamamotextiles.com/](http://www.jokamamotextiles.com/)

**Kaalund Yarns**  
W: <https://kaalundyarns.com.au/>

**The Knitting Nook, Dural**  
Shop 7/22-24 Kenthurst Rd Dural NSW 2158  
W: [www.theknittingnook.com.au/](http://www.theknittingnook.com.au/)  
E: [heather@theknittingnook.com.au](mailto:heather@theknittingnook.com.au)

**Lily and Maude**  
Shop 1, 142 William St, Bathurst NSW 2795  
E: [sales@lilyandmaude.com](mailto:sales@lilyandmaude.com)  
P: 0473 910 564

**Little Bird Makes**  
W: [www.littlebirdmakes.com/](http://www.littlebirdmakes.com/)

**Luxe Handweaving**  
Facebook: Luxe Handweaving E Linda  
[luxeandweaving@gmail.com](mailto:luxeandweaving@gmail.com)  
P: 0417399353

**Lyrebird Yarns**  
W: <https://www.lyrebirdyarns.com/>

**Marlyn Alpaca, Thornleigh**  
W: [www.marlynalpaca.com.au/index.html](http://www.marlynalpaca.com.au/index.html) P: 02 9481 0949

**Natural Yarn Co**  
W: [www.naturalyarnco.com.au](http://www.naturalyarnco.com.au)  
E: [naturalyarnco@outlook.com.au](mailto:naturalyarnco@outlook.com.au)

**NNK yarns** *new*  
Based in Brisbane, Lisa is the one woman team behind this dye studio. Born from her love of colour and love of quality yarn, Lisa has been dyeing for approximately five years. Stocked now in stores such as Maker Maker, Yarntrader, Grumpy Ginger and That Yarn Place.  
W: <https://www.etsy.com/au/shop/NNKYARNS>

**Obsession Yarns**  
W: <https://obsessionyarns.com.au/>  
E: [obsessionyarns@gmail.com](mailto:obsessionyarns@gmail.com)

**Sip Knit Yarn**  
W: <https://sipknityarn.com/>

**Spinners' Cotton**  
W: <https://spinnerscotton.com.au/>  
P: 0439 408 159

**Spunout Fibres, Hill End, NSW**  
E: [spunoutfibres@gmail.com](mailto:spunoutfibres@gmail.com)  
P: Ann: 0409 823 045

**Stitchy Witch Co**  
W: [www.stitchywitches.com.au](http://www.stitchywitches.com.au)  
Facebook & Instagram: @stitchywitcheswoolco

**This Lush Corner, Snowy Mountains, NSW**  
W: <https://www.thislushcorner.com/>

**Tarndwarcoort Warncoort VIC 3243**  
W: [www.tarndie.com](http://www.tarndie.com)  
E: [info@tarndie.com](mailto:info@tarndie.com)

**Three Cats Yarn**  
W: [www.threecatsyarn.com.au](http://www.threecatsyarn.com.au) E: [info@threecatsyarn.com.au](mailto:info@threecatsyarn.com.au)

**Three Trees Fibre Craft**  
W: [www.threetreesfibrecrefts.com.au](http://www.threetreesfibrecrefts.com.au)  
Instagram: Threetreesfibrecrefts  
Facebook: Threetreesfibrecrefts

**Three Mums' Yarn**  
W: [www.threemumsyarn.com.au/](http://www.threemumsyarn.com.au/)

**Virginia Farm Wool Works**  
W: [www.virginiafarmwoolworks.com.au/](http://www.virginiafarmwoolworks.com.au/)  
P: 0448 866 789

**Waratah Fibres and Yarns, Bundanoon**  
W: <https://waratahfibres.com.au/>  
E: [helen@waratahfibres.com.au](mailto:helen@waratahfibres.com.au)  
P: 02 4883 6138

**The Wool Inn, Penrith**  
Shop 14 NK Centre 450 High St Penrith NSW 2750  
W: [www.the-wool-inn.com.au/shop/](http://www.the-wool-inn.com.au/shop/)  
P: 02 4732 2201

**Wool 2 Yarn, Mornington**  
W: [www.wool2yarn.com.au/home](http://www.wool2yarn.com.au/home)  
P: 0404 753 840

**Woolshed @ Manuka**  
Shop 2B, Manuka Court 11-17  
Bougainville St Manuka ACT 2603  
W: <https://woolshed.com.au/>  
P: 02 6295 0061

**YARN CRAFT TOURS by Gourmet Journeys**  
W: [www.gourmetjourneys.com.au](http://www.gourmetjourneys.com.au)  
E: [anne@gourmetjourneys.com.au](mailto:anne@gourmetjourneys.com.au)  
P: 0421 019 879

**YarnHub**  
W: <https://www.theyarnhub.com/>  
P: 0401 693 409

**Yummy Yarn and Co, Dubbo**  
29 Talbragar Street Dubbo NSW 2830  
W: [www.yummyyarnandco.com.au/](http://www.yummyyarnandco.com.au/)  
P: 0431 754 909